



YETDA INDUSTRY LTD.

Technical Data Sheet

MODEL NO : 117UR/ANG/ANB4-JH

1204 Package Full Color RGB

Features :

- Package in 8mm tape on 7" diameter reel
- Compatible with automatic placement equipment
- Compatible with reflow solder process

Applications :

- Indicators
- Automotive : backlighting in dashboard and switch
- Backlight for LCD

Dice material	Emitted color	Lens Color
AlGaInP/GaAs	Red	Water Diffused
InGaN	Green	
InGaN	Blue	

Electrical/Optical Characteristics(Ta=25°C)

Parameter	Test Condition	Symbol	Value			Unit	
			Min	Typ	Max		
Spectral half bandwidth	I _F =20mA	$\Delta \lambda$	R		21	nm	
			G		36		
			B		27		
Dominant wavelength	I _F =20mA	λ_D	R	620		630	nm
			G	515		530	
			B	465		475	
Forward voltage	I _F =20mA	V _F	R	1.8		2.4	V
			G	2.8		3.7	
			B	2.8		3.7	
Luminous intensity	I _F =20mA	I _v	R	100	250	320	mcd
			G	320	600	800	
			B	100	180	320	
Viewing angle at 50% I _v	I _F =10mA	2θ 1/2			140		Deg
Reverse current	V _R =5V	I _R			10		μA



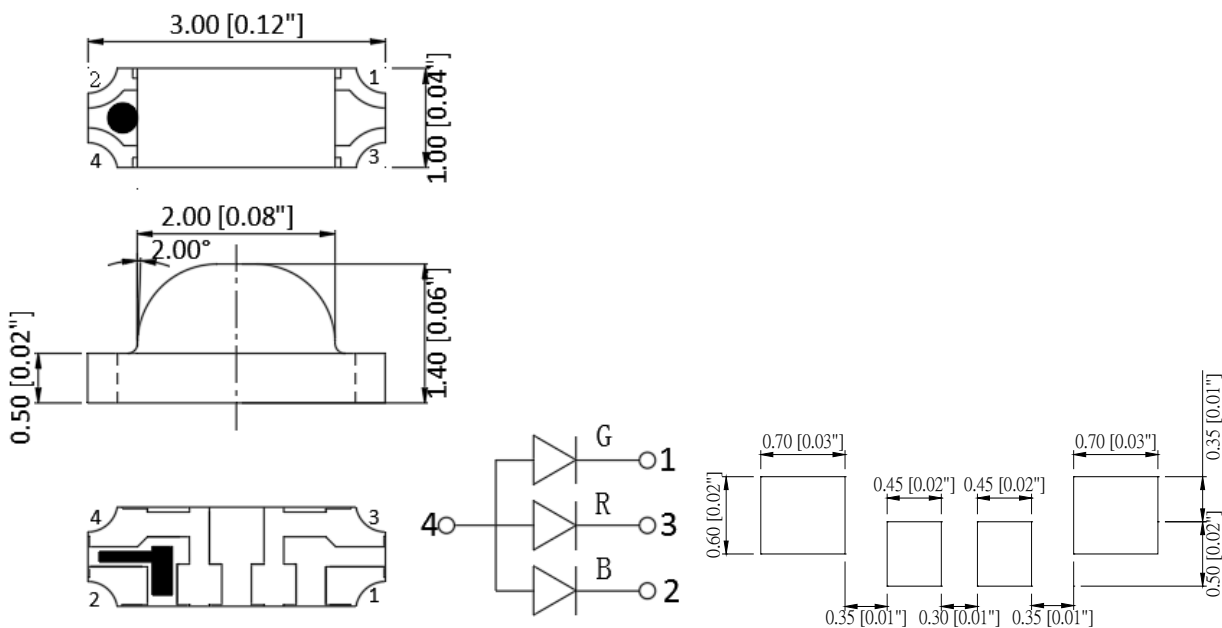
YETDA INDUSTRY LTD.

Absolute Maximum Ratings(Ta=25°C)

Parameter	Symbol	Value			Unit
		R	G	B	
Power dissipation	Pd	75	111	111	mW
Forward current	I _F	30			mA
Reverse voltage	V _R	5			V
Operating temperature range	T _{op}	-40 ~+80			°C
Storage temperature range	T _{stg}	-40 ~+85			°C
Peak pulsing current (1/8 duty f=1kHz)	I _{FP}	125			mA

PACKAGING DIMENSIONS (mm):

RECOMMEND PAD LAYOUT





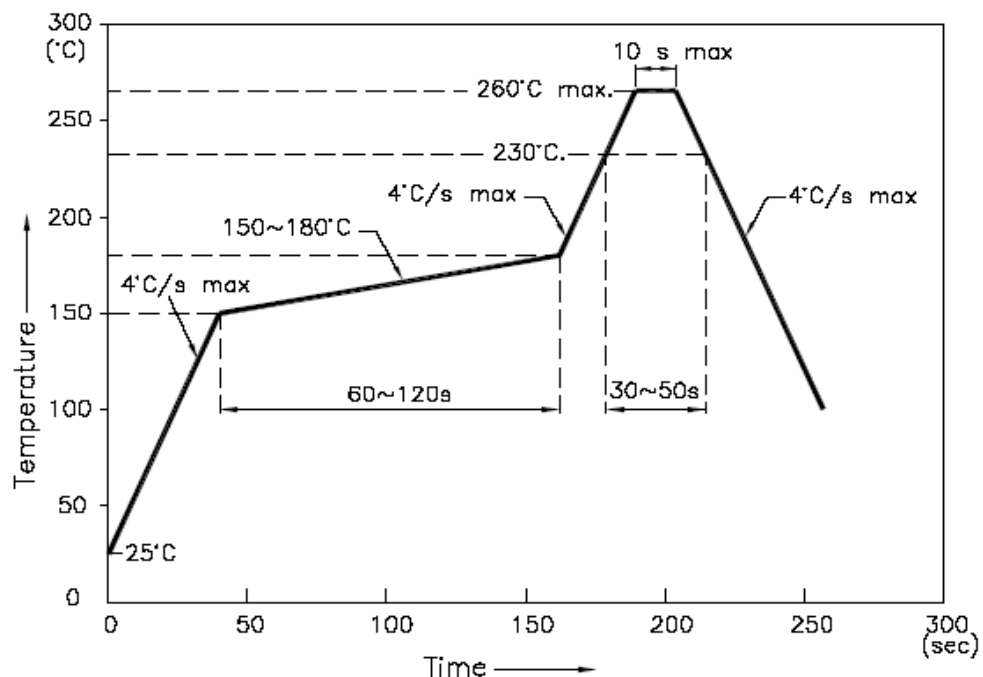
YETDA INDUSTRY LTD.

NOTES:

1. All dimensions are in millimeters (inches);
2. Tolerances are $\pm 0.1\text{mm}$ (0.004inch) unless otherwise noted.

Precautions For Use :
Over - current - proof
Customer must apply resistors for protection, otherwise slight voltage shift will cause big current change (Burn out will happen)
Storage
1. The operation of temperature and R.H. are : $5^{\circ}\text{C} \sim 30^{\circ}\text{C}$, 60%R.H. Max.
2. Once the package is opened, the products should be used within a week. Otherwise, they should be kept in a dampproof box with desiccating regent. Considering the tape life, we suggest our customers to use our products within 1.5 year (from production date) .
3. It's recommended to bake before soldering when the package is unsealed after 72 hrs. The condition is : $60^{\circ}\text{C} \pm 5^{\circ}\text{C}$ for 15hrs.

■ Reflow Temp/Time



NOTES:

1. We recommend the reflow temperature $245^{\circ}\text{C} (\pm 5^{\circ}\text{C})$. the maximum soldering temperature should be limited to 260°C .
2. dont cause stress to the epoxy resin while it is exposed to high temperature.
3. Number of reflow process shall be 2 times or less.



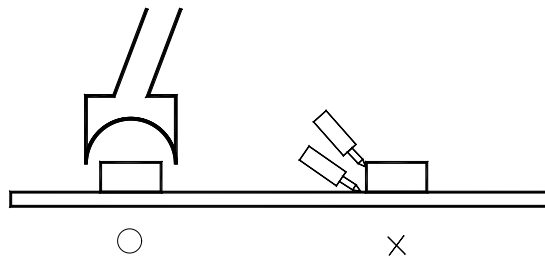
YETDA INDUSTRY LTD.

■Soldering iron

Basic spec is $\leq 5\text{sec}$ when 260°C . If temperature is higher, time should be shorter ($+10^{\circ}\text{C} \rightarrow -1\text{sec}$). Power dissipation of iron should be smaller than 20W, and temperatures should be controllable. Surface temperature of the device should be under 230°C .

■Rework

1. Customer must finish rework within 5 sec under 260°C .
2. The head of iron can not touch copper foil
3. Twin-head type is preferred.



- Avoid rubbing or scraping the resin by any object, during high temperature, for example reflow, solder etc.