



YETDA INDUSTRY LTD.

0.56" DUAL DIGIT BLUE LED DISPLAY

D-5621AB11

DESCRIPTION

- * 0.56" (14.20mm) Inch Digit Height.
- * Blue Emitting Color.
- * Black Face and White Segment Color.
- * Common Cathode.

ABSOLUT MAXIMUM RATINGS AT Ta=25°C

Parameter		UNIT
Power Dissipation Per Seg.	40	mW
Peak Forward Current Per Seg	120	mA
Forward current Per Seg.	30	mA
Reverse Voltage Per Seg.	10	V
Operation Temperature Range	-25°C TO +80°C	°C
Storage Temperature Range	-25°C TO +100°C	°C
Lead Soldering Temperature	260°C for 3 seconds 1.6mm(1/16 inch) from body	

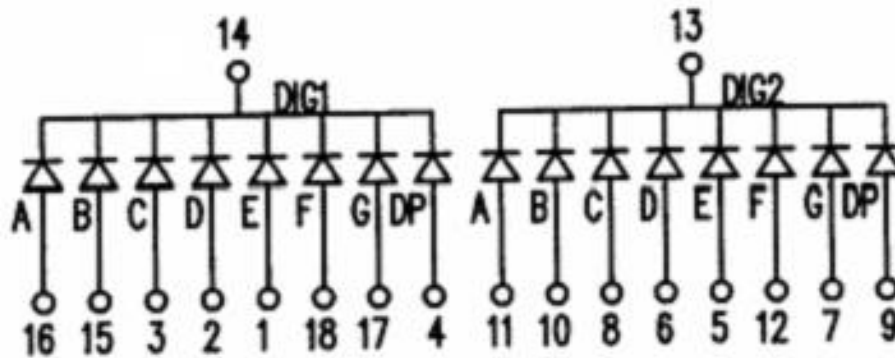
ELECTRICAL/OPTOTICAL CHARACTERISTIC AT Ta=25°C

PARAMETER	SYMBOL	MIN.	TYP.	MAX.	UNIT	CONDITION
Average Luminous Intensity	Iv	35	45		mcd	If=20mA
Emission Wavelength	λd		470		nm	If=20mA
Forward Voltage Per Seg.	Vf		3.2	3.8	V	If=20mA
Reverse Current Per Seg.	Ir			10	uA	Vr=5V
Luminous Intensity Matching Ratio	Iv-m	2 : 1				If=20mA

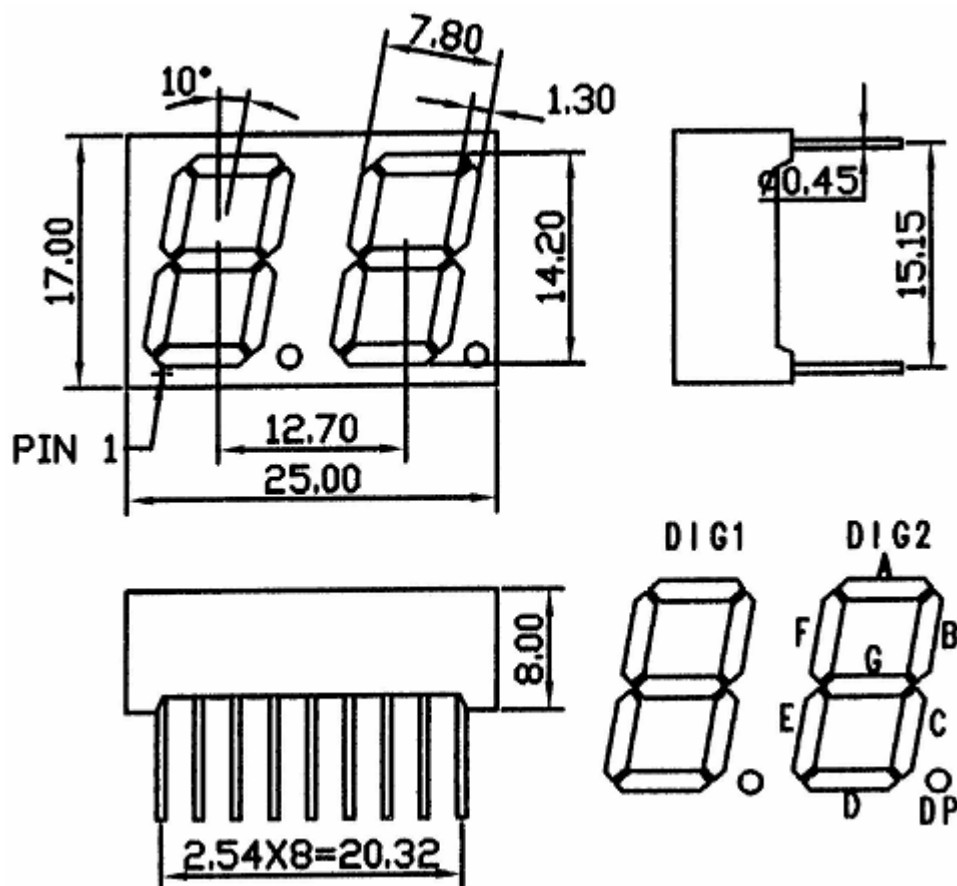


YETDA INDUSTRY LTD.

P.C.B. Pin Connection



Reflector Dimensions



Unit:mm



YETDA INDUSTRY LTD.

Typical Electro-Optical Characteristics Curve

Fig 1. Forward Current vs. Forward Voltage

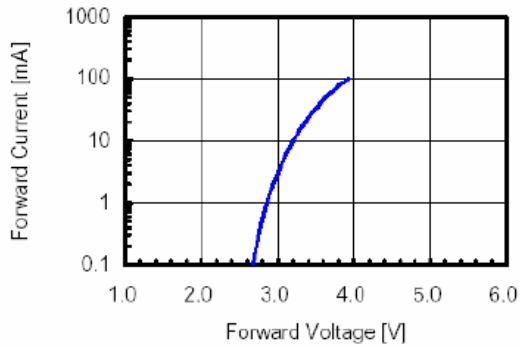


Fig 2. Relative Intensity vs. Forward Current

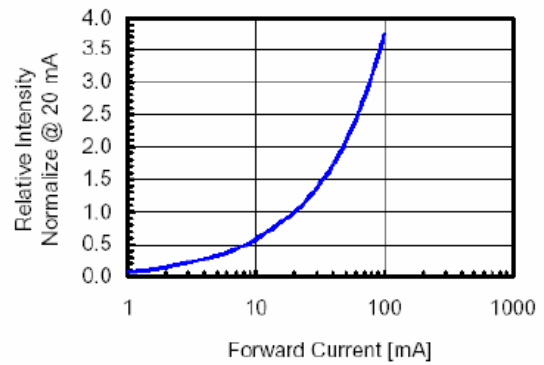


Fig 3. Forward Voltage vs. Temperature

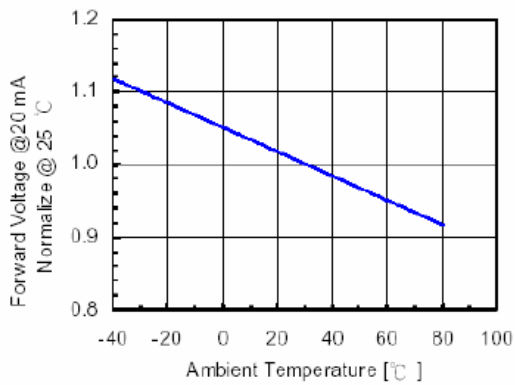


Fig 4. Relative Intensity vs. Temperature

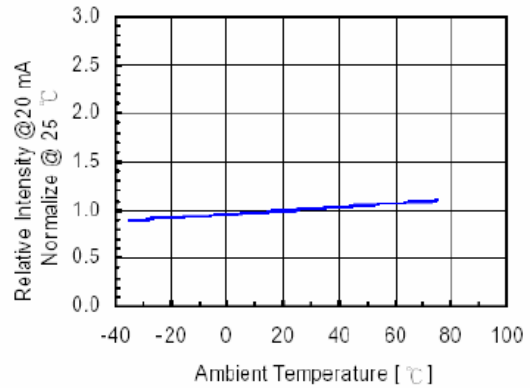
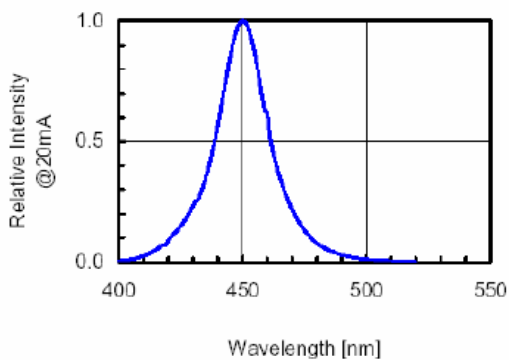


Fig 5. Relative Intensity vs. Wavelength





YETDA INDUSTRY LTD.

Soldering

Manual of soldering

The temperature of the iron tip should not be higher than 260°C and

Soldering within 3 seconds per solder-land is to be observed

1. DIP soldering (Wave Soldering):

Preheating: 120°C ~ 150°C within 5 sec. 260°C (Max)

Gradual Cooling (Avoid quenching)

