



YETDA INDUSTRY LTD.

0.56" DUAL DIGIT WHITE LED DISPLAY

D-5621AW11

DESCRIPTION

- * 0.56" (14.20mm) Inch Digit Height.
- * White Emitting Color.
- * Black Face and White Segment Color.
- * Common Cathode.

ABSOLUT MAXIMUM RATINGS AT Ta=25°C

Parameter		UNIT
Power Dissipation Per Seg.	40	mW
Peak Forward Current Per Seg	120	mA
Forward current Per Seg.	30	mA
Reverse Voltage Per Seg.	10	V
Operation Temperature Range	-25°C TO +80°C	°C
Storage Temperature Range	-25°C TO +100°C	°C
Lead Soldering Temperature	260°C for 3 seconds 1.6mm(1/16 inch) from body	

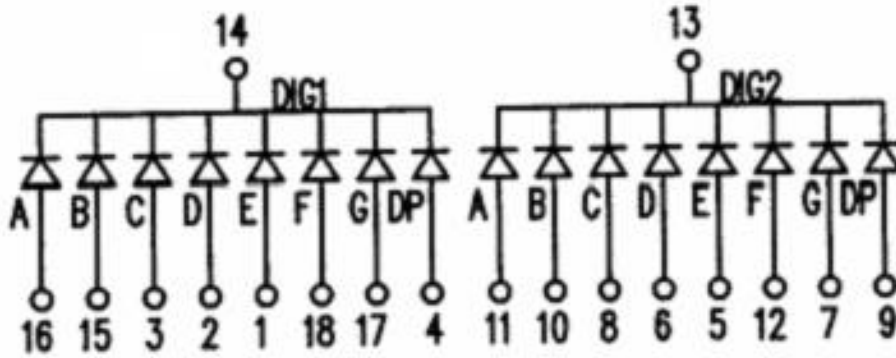
ELECTRICAL/OPTOTICAL CHARACTERISTIC AT Ta=25°C

PARAMETER	SYMBOL	MIN.	TYP.	MAX.	UNIT	CONDITION
Average Luminous Intensity	Iv	60	75		mcd	If=20mA
Chromaticity Coordinate	X		0.29			If=20mA
Chromaticity Coordinate	y		0.30			If=20mA
Forward Voltage Per Seg.	Vf		3.2	3.8	V	If=20mA
Reverse Current Per Seg.	Ir			10	uA	Vr=5V
Luminous Intensity Matching Ratio	Iv-m		2 : 1			If=20mA

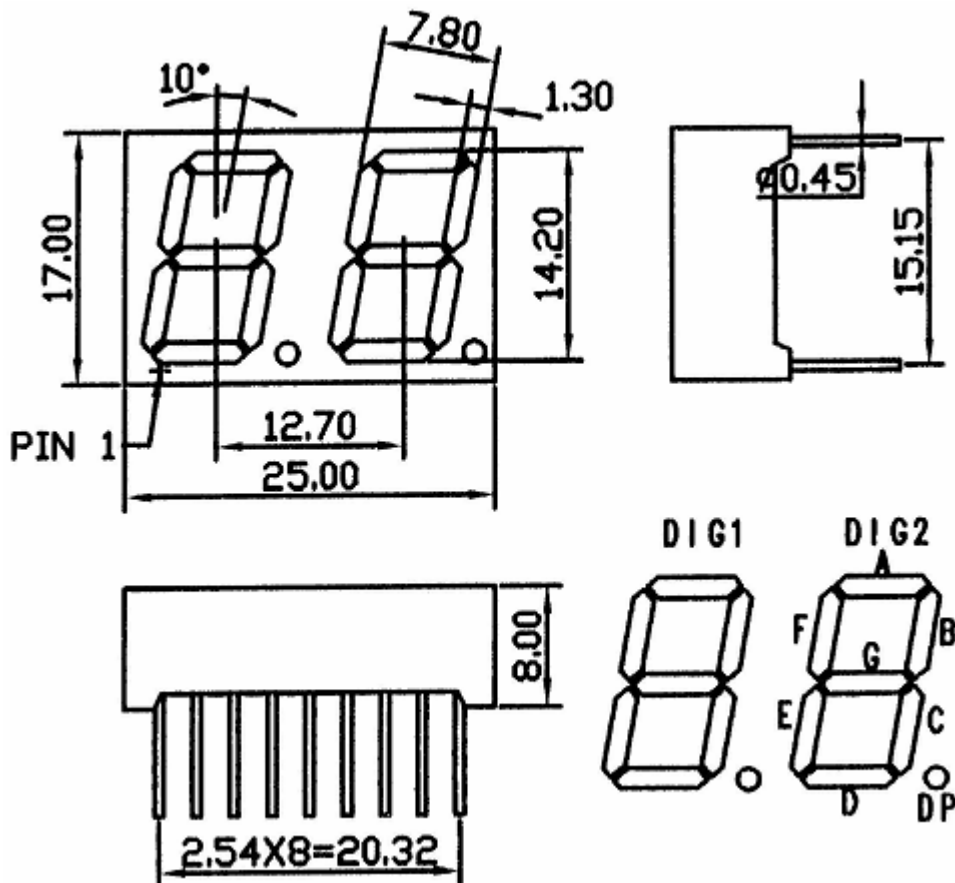


YETDA INDUSTRY LTD.

P.C.B. Pin Connection



Reflector Dimensions



Unit:mm



YETDA INDUSTRY LTD.

Typical Electro-Optical Characteristics Curve

Fig 1. Forward Current vs. Forward Voltage

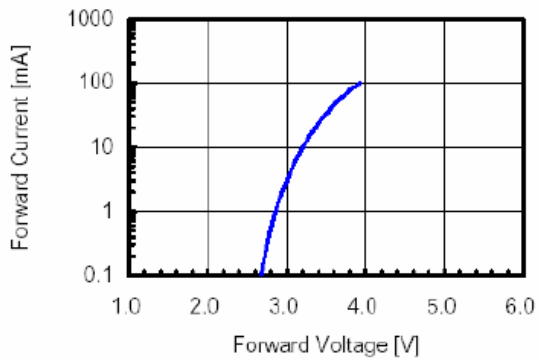


Fig 2. Relative Intensity vs. Forward Current

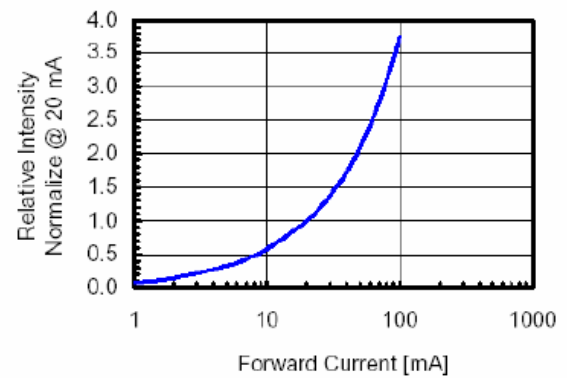


Fig 3. Forward Voltage vs. Temperature

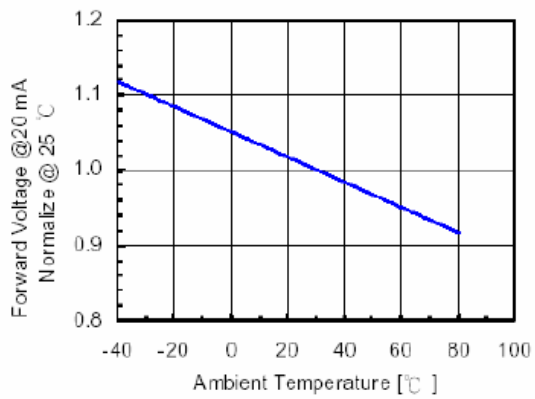
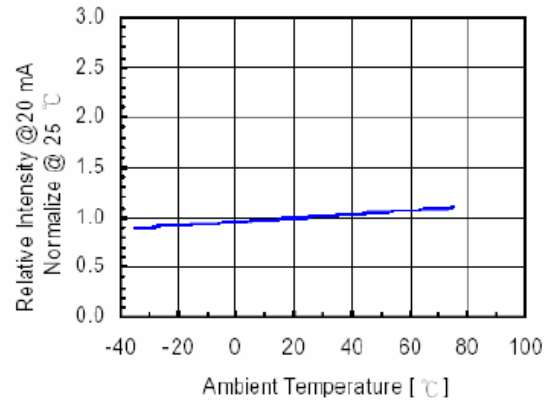


Fig 4. Relative Intensity vs. Temperature





Soldering

Manual of soldering

The temperature of the iron tip should not be higher than 260°C and Soldering within 3 seconds per solder-land is to be observed

1. DIP soldering (Wave Soldering):

Preheating: $120^{\circ}\text{C} \sim 150^{\circ}\text{C}$ within 5 sec. 260°C (Max)

Gradual Cooling (Avoid quenching)

