



# YETDA INDUSTRY LTD.

## 3mm Infrared LED I300A4G-770nm

- 3mm with AlGaAs/GaAs Dice ◦
- Encapsulated with Water Clear Package ◦
- Long Leads ◦

### Absolute Maximum Ratings :

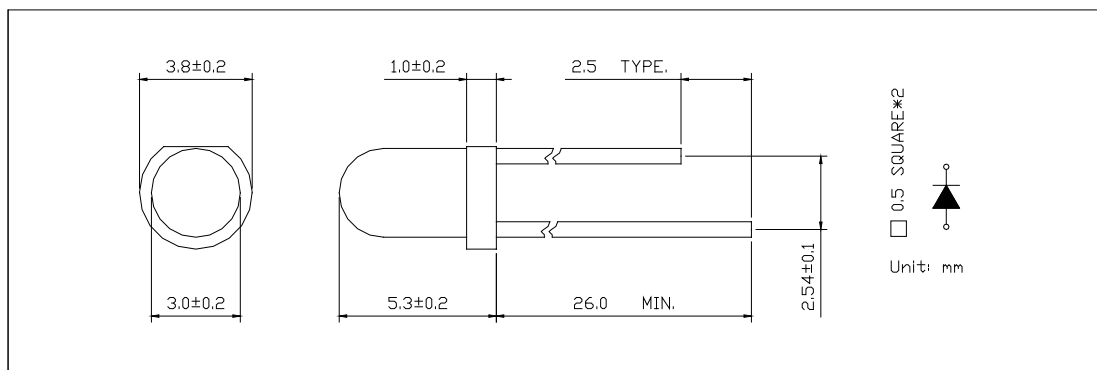
Parameter	Maximum Rating	Unit
Peak Forward Current	200	mA
Continuous Forward Current	50	mA
Operating Temperature Range	-20°C to +75°C	
Storage Temperature Range	-20°C to +85°C	
Lead Soldering Temperature	260°C for 3 seconds 1.6mm(0.063 inch) from body	

### Electro-Optical Characteristics (Ta = 25°C)

Parameter Radiant	Test Condition	Symbol	Min.	Typ.	Max.	Unit
Forward Voltage	If = 50mA	Vf		1.75	2.00	V
Reverse Current	Vr = 5V	Ir	5			uA
Spectral Bandwidth and half height	If = 50mA	$\Delta\lambda$		50		nm
Wavelength	If = 50mA	$\lambda_p$		770		nm
Half View Angle	If = 20mA	2 $\theta_{1/2}$		30		deg
Radiant Power	If = 20mA	Po	1.20	2.0		mW
Rise/Fall Time	If = 50mA	tr/tr		15/10		ns

### Package

Item: 300





# YETDA INDUSTRY LTD.

## •Soldering:

### 1. Manual of soldering

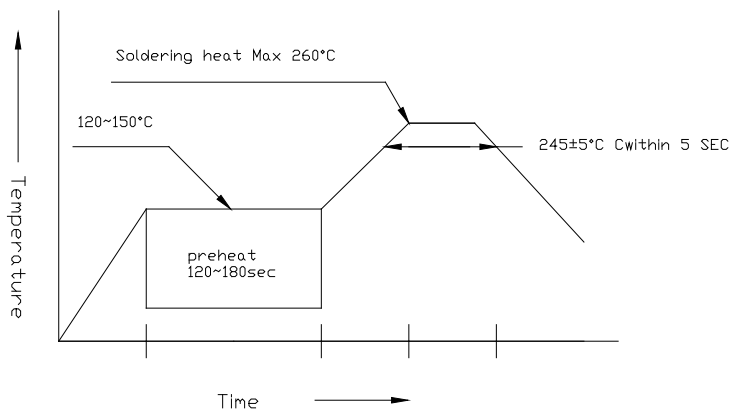
The temperature of the iron tip should not be higher than 260°C and

Soldering within 3 seconds per solder-land is to be observed

### 2. DIP soldering (Wave Soldering):

Preheating: 120°C ~ 150°C within 5 sec. 260°C (Max)

Gradual Cooling (Avoid quenching)

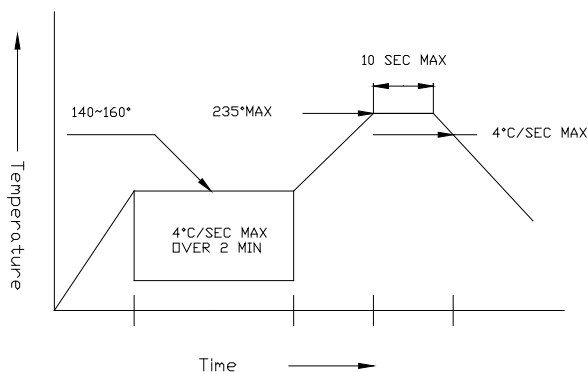


### 3. Reflow Soldering

Preheating: 140°C ~ 160°C ± 5°C, within 2 minutes.

Operation heating: 235°C (Max) within 10 seconds (Max)

Gradual Cooling (Avoid quenching)



## •Handling:

Care must be taken not to cause to the epoxy resin portion of Yetda LEDS while it is exposed to high temperature.

Care must be taken not rub the epoxy resin portion of Yetda LEDS with hard or sharp article such as the sand blast and the metal hook