



YETDA INDUSTRY LTD.

0.39" FOUR DIGIT RED LED DISPLAY

Q-3941AD/UF21

DESCRIPTION

- * 0.39" (10mm) Inch Digit Height.
- * Super Bright Red Display.
- * Grey Face and White Segment Color.
- * Common Cathode.

ABSOLUT MAXIMUM RATINGS AT Ta=25°C

Parameter		UNIT
Power Dissipation Per Seg.	40	mW
Peak Forward Current Per Seg.	120	mA
Forward current Per Seg.	30	mA
Reverse Voltage Per Seg.	5	V
Operation Temperature Range	-25°C TO +80°C	°C
Storage Temperature Range	-25°C TO +100°C	°C
Lead Soldering Temperature	260°C for 3 seconds 1.6mm(1/16 inch) from body	

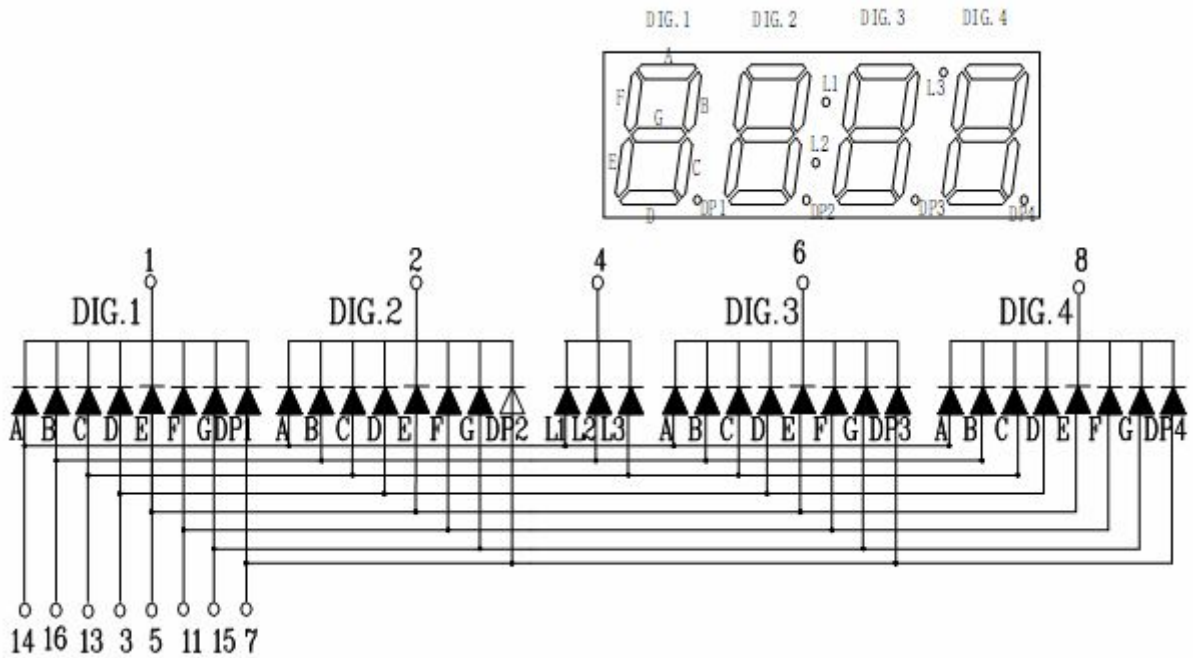
ELECTRICAL/OPTOTICAL CHARACTERISTIC AT Ta=25°C

PARAMETER	SYMBOL	MIN.	TYP.	MAX.	UNIT	CONDITION
Average Luminous Intensity	Iv	50	60		mcd	If=20mA
Emission Wavelength	λd		625		nm	If=20mA
Forward Voltage Per Seg.	Vf		2.0	2.4	V	If=20mA
Reverse Current Per Seg.	Ir			10	uA	Vr=5V
Luminous Intensity Matching Ratio	Iv-m	2 : 1				If=20mA

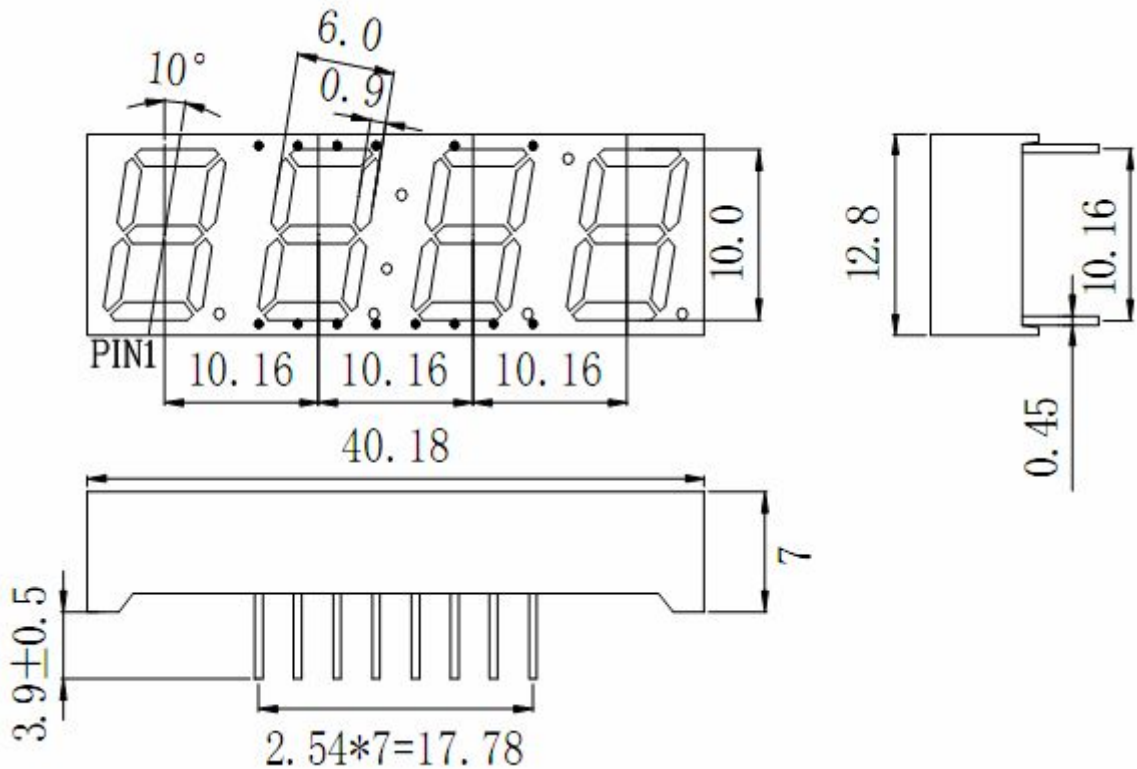


YETDA INDUSTRY LTD.

P.C.B. Pin Connection



Reflector Dimensions



Unit:mm



YETDA INDUSTRY LTD.

Typical Electro-optical Characteristic Curves (25°C Free Air Temperature Unless Otherwise Specified)

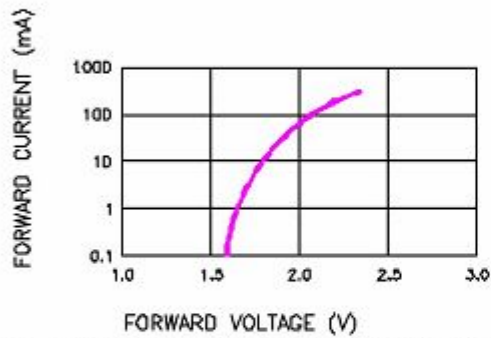


Fig.1 FORWARD CURRENT VS. FORWARD VOLTAGE

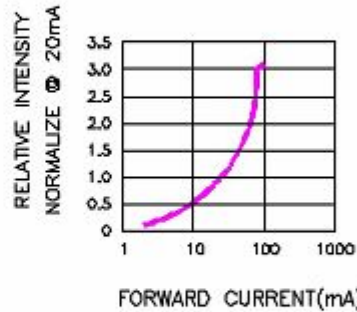


Fig.2 RELATIVE INTENSITY VS. FORWARD CURRENT

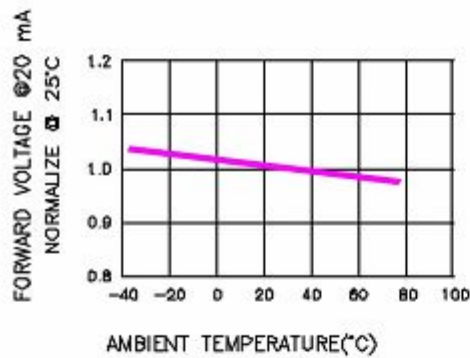


Fig.3 FORWARD VOLTAGE VS. TEMPERATURE

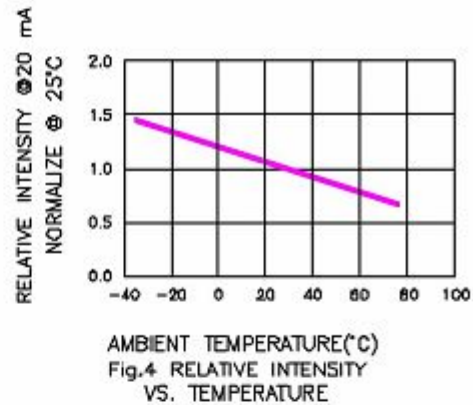


Fig.4 RELATIVE INTENSITY VS. TEMPERATURE

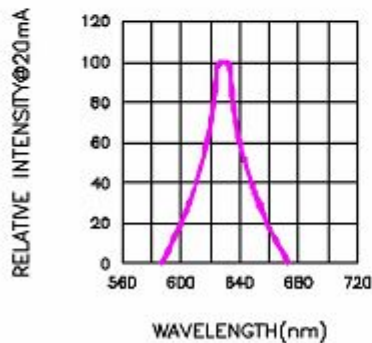


Fig.5 RELATIVE INTENSITY VS. WAVELENGTH