



# YETDA INDUSTRY LTD.

## 3mm Red Super Bright LED Lamps Q300HCHCR1H-5V

3mm with AlGaInP Dice with Resistor chip inside ◦

Encapsulated with Red Diffused Package ◦

Long Leads ◦

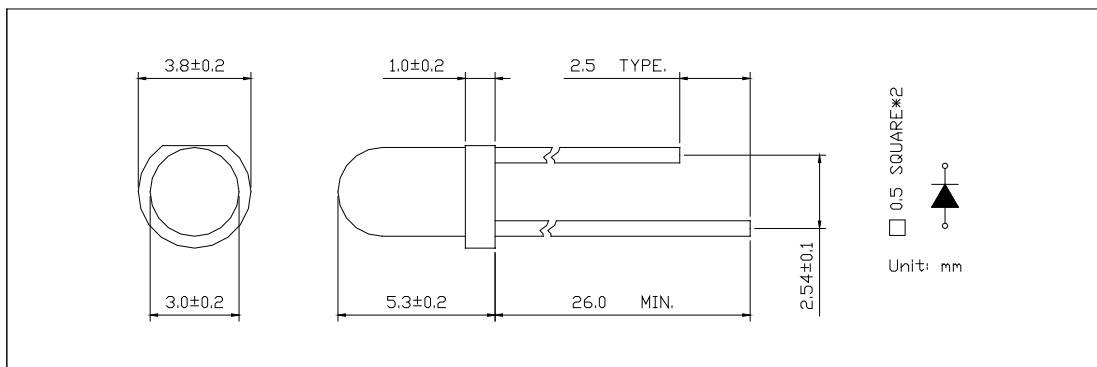
### Absolute Maximum Ratings : ( Ta=25°C )

Parameter	Symbol	Maximum Rating	Unit
Power Dissipation	PD	100	mw
Reverse Voltage	VR	5	V
Average Forward Current	LAF	30	mA
Peak Forward Current (Duty=0.1,10KHZ)	IPF	200	mA
Operating Temperature Range	T <sub>OPR</sub>	-20°C to +80	°C
Storage Temperature Range	T <sub>STG</sub>	-40°C to +100	°C
Lead Soldering Temperature { 1.6mm(0.063inch) From Body } 260°C For 3 Seconds			

### Electro-Optical Characteristics ( Ta = 25°C )

Parameter	Test Condition	Symbol	Min.	Typ.	Max.	Unit
Forward Voltage	I <sub>F</sub> = 20mA	V <sub>F</sub>		5		V
Reverse Current	V <sub>R</sub> = 5V	I <sub>R</sub>			10	uA
Luminous Intensity	I <sub>F</sub> = 20mA	I <sub>v</sub>	150	150		mcd
Wavelength	I <sub>F</sub> = 20mA	λ <sub>p</sub>				
		λ <sub>d</sub>		625		
Viewing Angle	I <sub>F</sub> = 20mA	2θ 1/2		80		deg

Item: 300



2016MAY14Y



# YETDA INDUSTRY LTD.

## •Soldering:

### 1. Manual of soldering

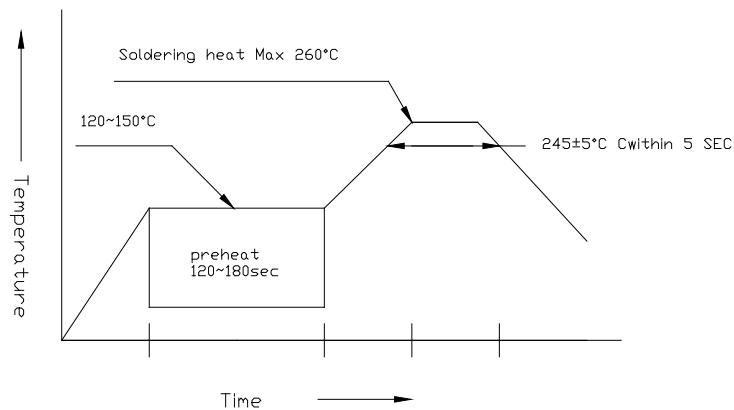
The temperature of the iron tip should not be higher than 260 °C and

Soldering within 3 seconds per solder-land is to be observed

### 2. DIP soldering (Wave Soldering):

Preheating: 120 °C ~ 150°C within 5 sec. 260°C (Max)

Gradual Cooling (Avoid quenching)

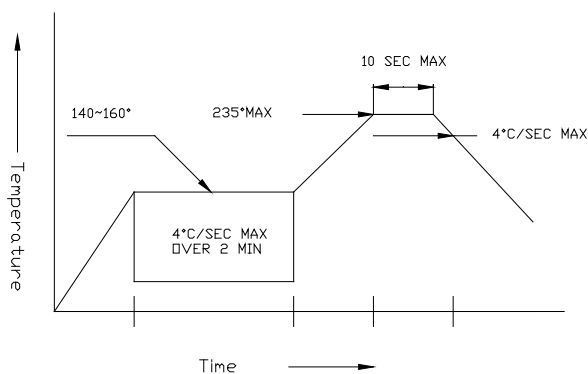


### 3. Reflow Soldering

Preheating: 140 °C ~ 160°C within 2 minutes.

Operation heating: 235 °C (Max) within 10 seconds (Max)

Gradual Cooling (Avoid quenching)



## •Handling:

Care must be taken not to cause to the epoxy resin portion of Yetda LEDS while it is exposed to high temperature.

Care must be taken not rub the epoxy resin portion of Yetda LEDS with hard or sharp article such as the sand blast and the metal hook