



YETDA INDUSTRY LTD.

**3x4mm Red Oval LED Lamps
Q346ICH1G**

- 3mm with AlGaInP Dice ◦
- Encapsulated with Red Diffused Package ◦
- Long Leads ◦

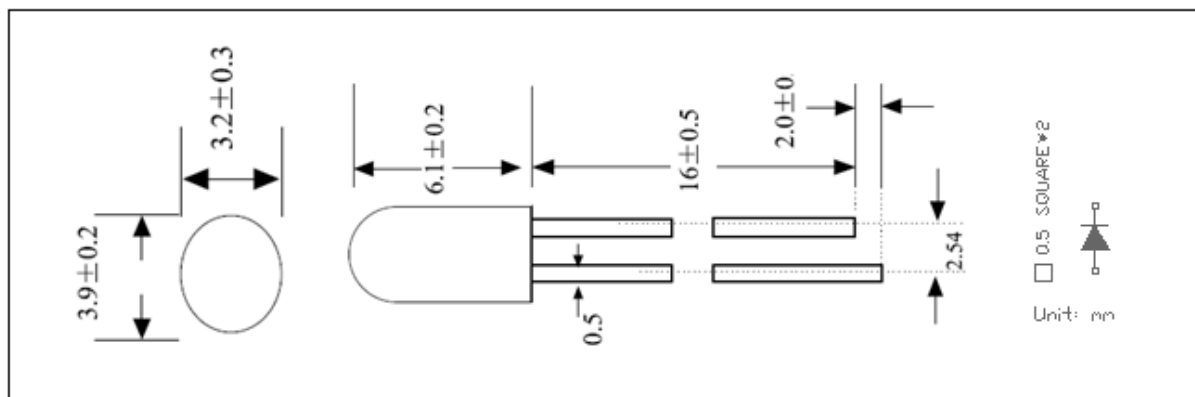
Absolute Maximum Ratings : (Ta=25°C)

Parameter	Symbol	Maximum Rating	Unit
Power Dissipation	PD	100	mw
Reverse Voltage	VR	5	V
Average Forward Current	LAF	30	mA
Peak Forward Current (Duty=0.1,10KHZ)	IPF	200	mA
Operatating Temperature Range	TOPR	-20°C to +80 °C	
Storage Temperature Range	TSTG	-40°C to +100 °C	
Lead Soldering Temperature { 1.6mm(0.063inch) From Body } 260°C For 3 Seconds			

Electro-Optical Characteristics (Ta = 25°C)

Parameter	Test Condition	Symbol	Min.	Typ.	Max.	Unit
Forward Voltage	IF = 20mA	VF		2.0	2.4	V
Reverse Current	VR = 5V	IR			10	uA
Luminous Intensity	IF = 20mA	Iv	780	1300		mcd
Wavelength	IF = 20mA	λp				
		λd		625		
Viewing Angle	IF = 20mA	2θ 1/2		110/40		deg

ITEM:346





YETDA INDUSTRY LTD.

Fig 1. Forward Current vs. Forward Voltage

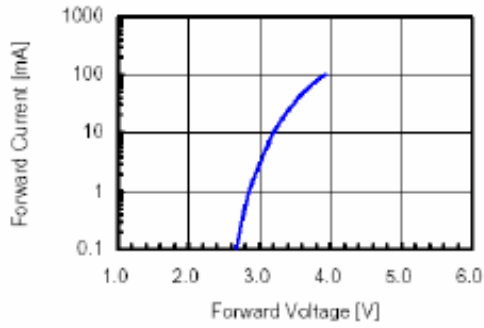


Fig 2. Relative Intensity vs. Forward Current

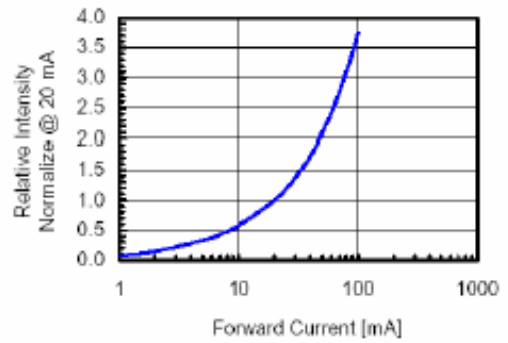


Fig 3. Forward Voltage vs. Temperature

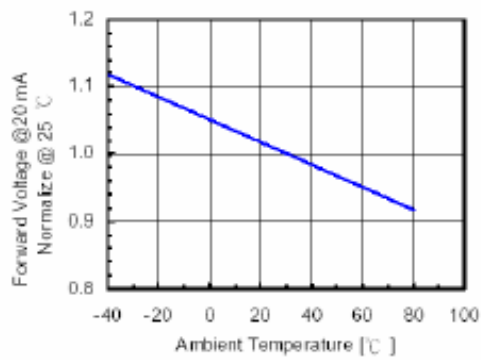


Fig 4. Relative Intensity vs. Temperature

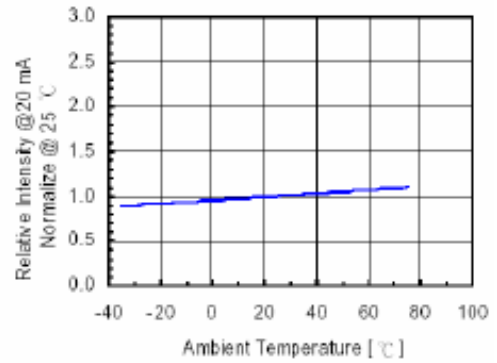


Fig 5. Relative Intensity vs. Wavelength



YETDA INDUSTRY LTD.

•Soldering:

1. Manual of soldering

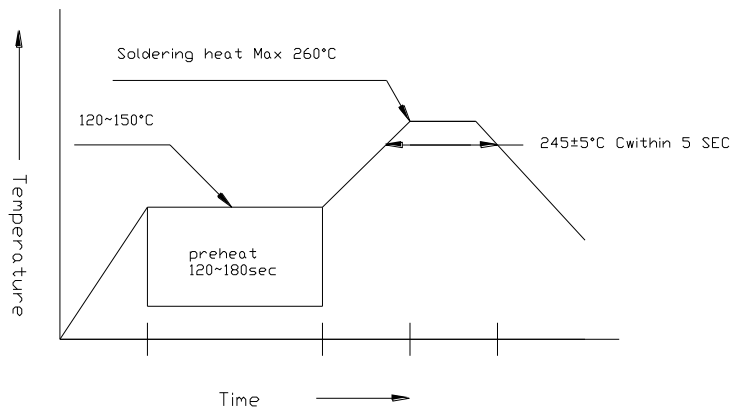
The temperature of the iron tip should not be higher than 260°C and

Soldering within 3 seconds per solder-land is to be observed

2. DIP soldering (Wave Soldering):

Preheating: 120°C~150°C within 5 sec. 260°C (Max)

Gradual Cooling (Avoid quenching)

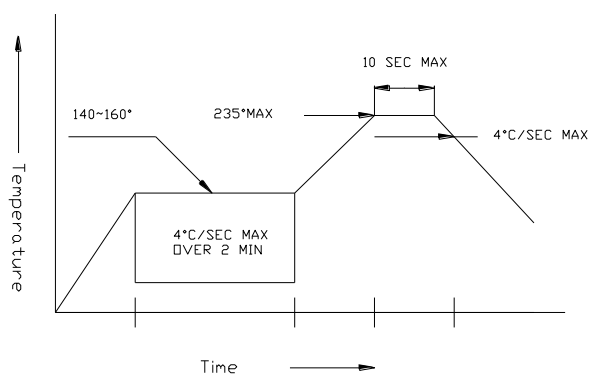


3. Reflow Soldering

Preheating: 140°C~160°C ±5°C, within 2 minutes.

Operation heating: 235°C (Max) within 10 seconds (Max)

Gradual Cooling (Avoid quenching)



•Handling:

Care must be taken not to cause to the epoxy resin portion of Yetda LEDS while it is exposed to high temperature.

Care must be taken not rub the epoxy resin portion of Yetda LEDS with hard or sharp article such as the sand blast and the metal hook