



YETDA INDUSTRY LTD.

**5mm Super Bright Yellow LED Lamps
Q500HCY4C**

5mm with Super bright Yellow dice ◦
Encapsulated with Water Clear package ◦
Short Leads ◦

Absolute Maximum Ratings :

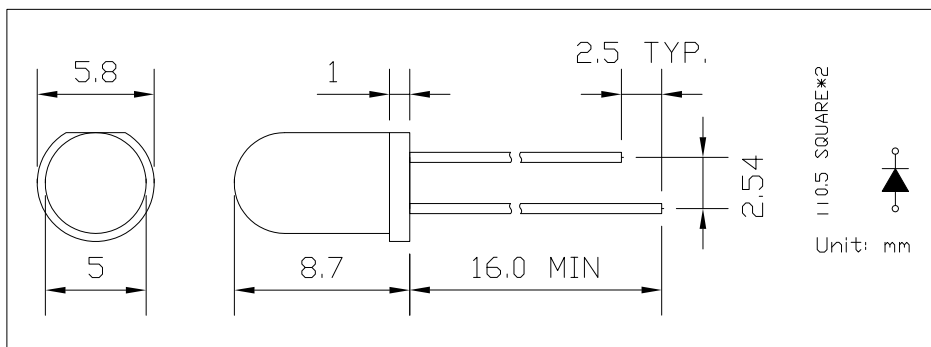
Parameter	Maximum Rating	Unit
Peak Forward Current	120	mA
Continuous Forward Current	30	mA
Operating Temperature Range	-20°C to +75°C	
Storage Temperature Range	-40°C to +100°C	
Lead Soldering Temperature	260°C for 3 seconds 1.6mm(0.063 inch) from body	

Electro-Optical Characteristics (Ta = 25°C)

Parameter Radiant	Test Condition	Symbol	Min.	Typ.	Max.	Unit
Forward Voltage	If = 20mA	Vf		2.00	2.40	V
Reverse Current	Vr = 5V	Ir			10	uA
Luminous Intensity	If = 20mA	Iv	900	1100		mcd
Spectral Bandwidth	If = 20mA	$\Delta\lambda$		35		nm
Wavelength	If = 20mA	λ_p				nm
		λ_d		590		nm
Viewing Angle	If = 20mA	2 $\theta_{1/2}$		30		deg

Package

Item: 500





YETDA INDUSTRY LTD.

Typical Electro-Optical Characteristics Curve:

Fig 1. Forward Current vs. Forward Voltage

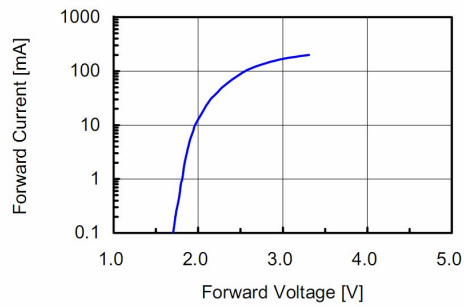


Fig 2. Relative Intensity vs. Forward Current

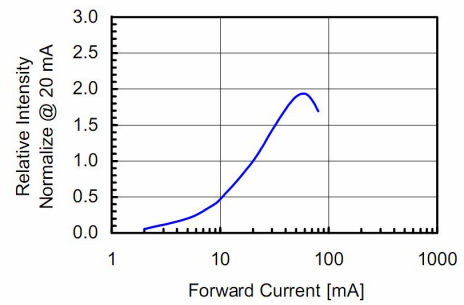


Fig 3. Forward Voltage vs. Temperature

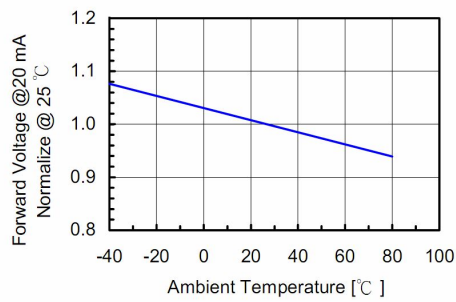


Fig 4. Relative Intensity vs. Temperature

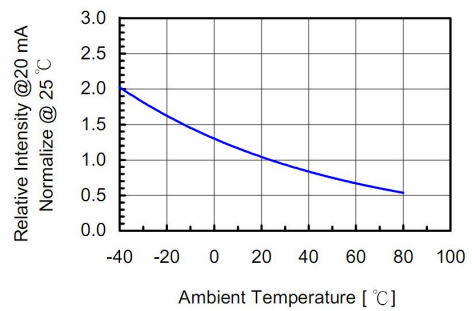
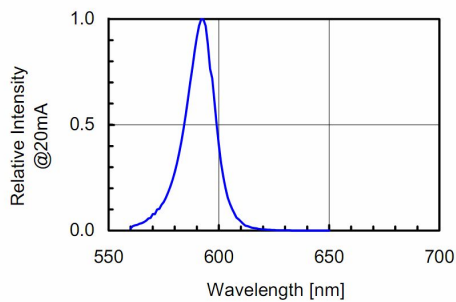


Fig 5. Relative Intensity vs. Wavelength





YETDA INDUSTRY LTD.

• Soldering:

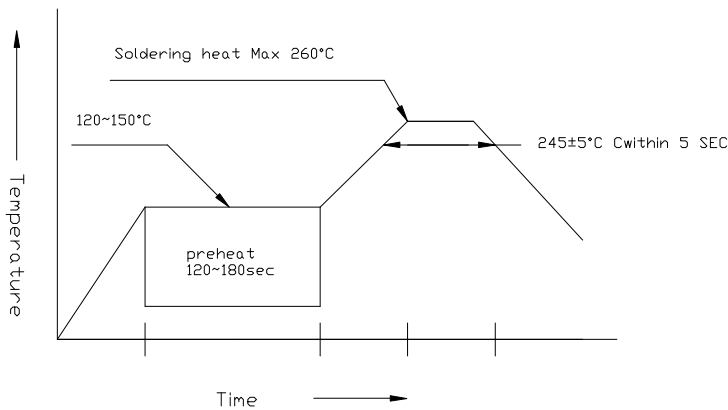
1. Manual of soldering

The temperature of the iron tip should not be higher than 260°C and Soldering within 3 seconds per solder-land is to be observed

2. DIP soldering (Wave Soldering):

Preheating: 120°C ~ 150°C within 5 sec. 260°C (Max)

Gradual Cooling (Avoid quenching)

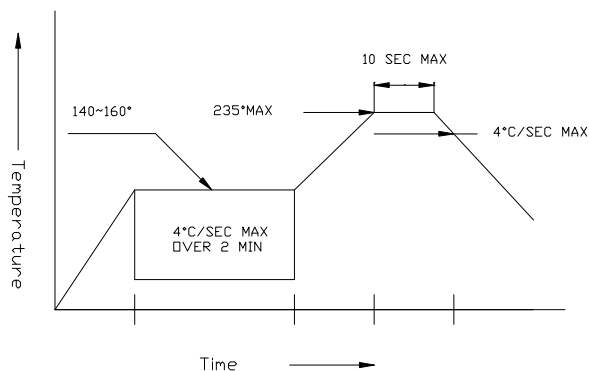


3. Reflow Soldering

Preheating: 140°C ~ 160°C ± 5°C, within 2 minutes.

Operation heating: 235°C (Max) within 10 seconds (Max)

Gradual Cooling (Avoid quenching)



• Handling:

Care must be taken not to cause to the epoxy resin portion of Yetda LEDS while it is exposed to high temperature.

Care must be taken not rub the epoxy resin portion of Yetda LEDS with hard or sharp article such as the sand blast and the metal hook