



# YETDA INDUSTRY LTD

## 5mm Yellow Super Bright LED Lamps Q500IOZ4DA

- 5 mm with AlGaInP dice ◦
- Encapsulated with Water Clear package ◦
- \* Long leads ◦

### Absolute Maximum Ratings :

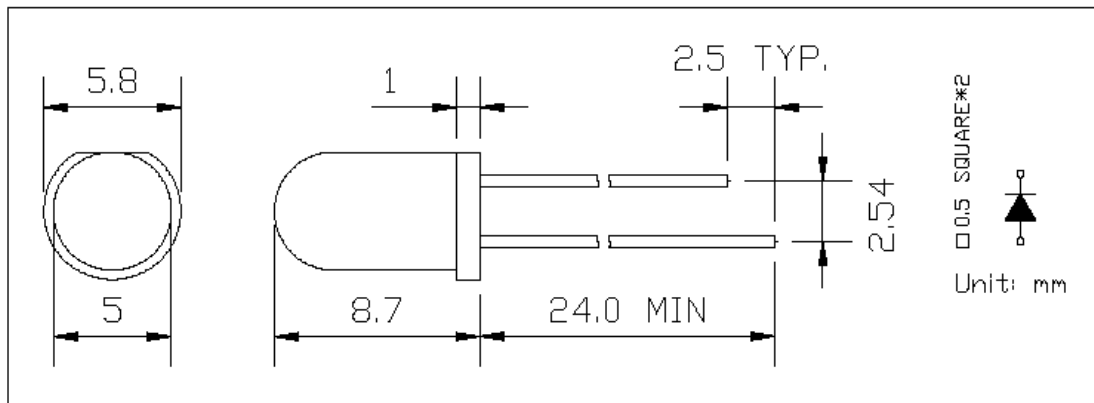
Parameter	Maximum Rating	Unit
Peak Forward Current	120	mA
Continuous Forward Current	30	mA
Operating Temperature Range	-40	°C to 85 °C
Storage Temperature Range	-50	°C + 100°C
Lead Soldering Temperature	260	°C for 3 second
	1.6mm(0.063 inch) from body	

### Electro-Optical Characteristics (Ta = 25 °C)

Parameter	Test Condition	Symbol	Min.	Typ.	Max.	Unit
Forward Voltage	If = 20mA	Vf		2.0	2.4	V
Reverse Current	Vr = 5V	Ir			10	uA
Luminous Intensity	If = 20mA	Iv	4200		7000	mcd
Spectral Bandwidth	If = 20mA	$\Delta\lambda$		35		nm
Wavelength	If = 20mA	$\lambda_p$		592		nm
		$\lambda_d$		590	595	nm
Viewing Angle	If = 20mA	2 $\theta$ 1/2		15		deg

### Package

Item: 500



2016MAY16Y

■ Typical Electro-Optical Characteristics Curve:

Fig 1. Forward Current vs. Forward Voltage

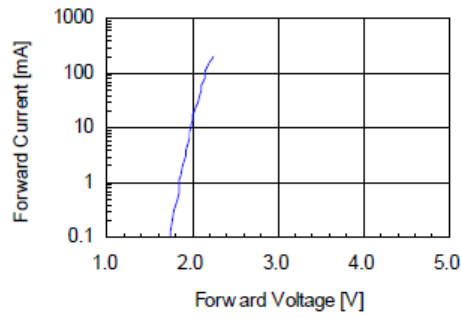


Fig 2. Relative Intensity vs. Forward Current

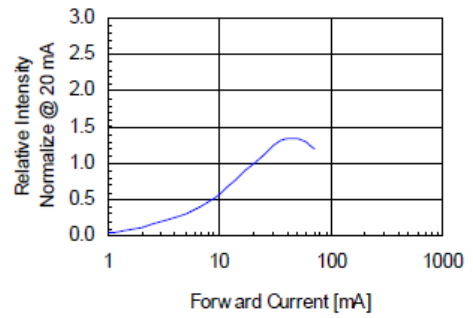


Fig 3. Forward Voltage vs. Temperature

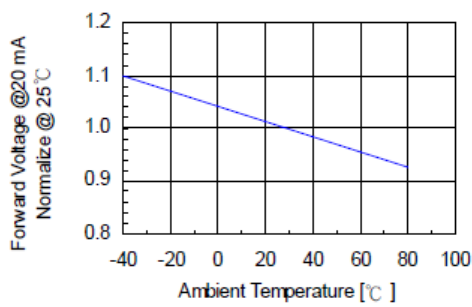


Fig 4. Relative Intensity vs. Temperature

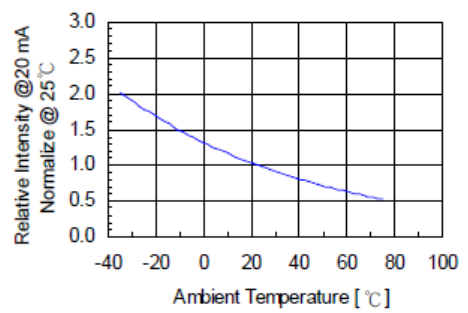
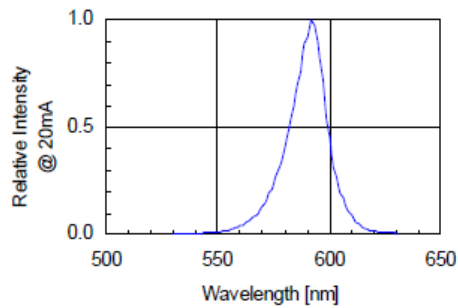


Fig 5. Relative Intensity vs. Wavelength



**•Soldering:**

1. Manual of soldering

The temperature of the iron tip should not be higher than 260 °C and

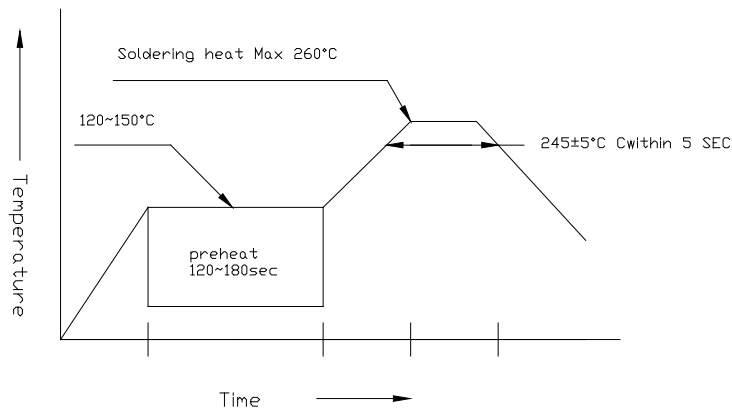
Soldering within 3 seconds per solder-land is to be observed

2. DIP soldering (Wave Soldering):

Preheating: 120

°C ~ 150°C within 5 sec. 260°C (Max)

Gradual Cooling (Avoid quenching)



3. Reflow Soldering

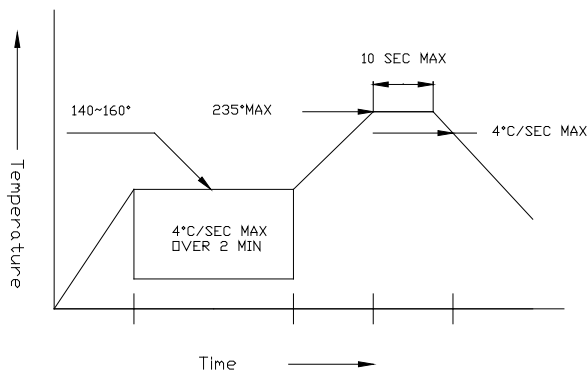
Preheating: 140

°C ~ 160°C ±5°C, within 2 minutes.

Operation heating: 235

°C (Max) within 10 seconds (Max)

Gradual Cooling (Avoid quenching)



**•Handling:**

Care must be taken not to cause to the epoxy resin portion of Yetda LEDS while it is exposed to high temperature.

Care must be taken not rub the epoxy resin portion of Yetda LEDS with hard or sharp article such as the sand blast and the metal hook