



YETDA INDUSTRY LTD.

2 x 5mm Amber LED Lamps Q620GOA1D

2x5 mm with AlGaInP dice ◦

Encapsulated with Orange Diffused package ◦

Long Leads ◦

Absolute Maximum Ratings :

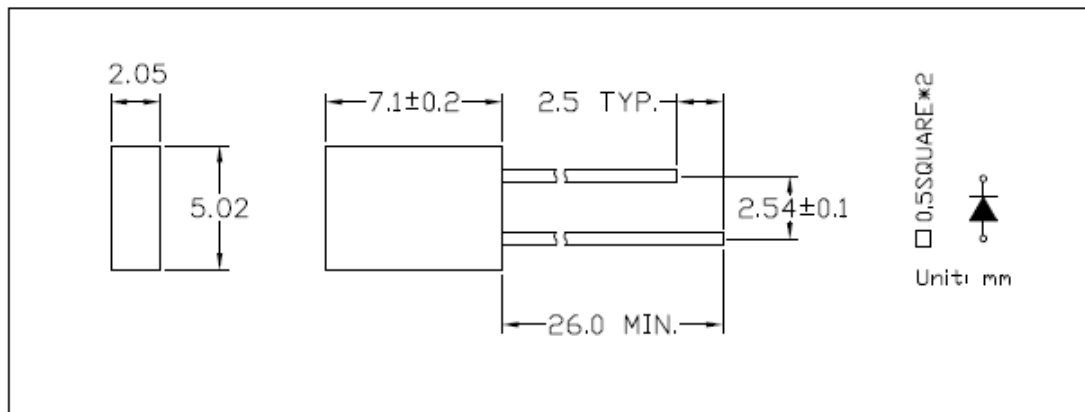
Parameter	Maximum Rating	Unit
Peak Forward Current	120	mA
Continuous Forward Current	30	mA
Operating Temperature Range	-40°C to +85°C	
Storage Temperature Range	-50°C to +100°C	
Lead Soldering Temperature	260°C for 3 seconds 1.6mm(0.063 inch) from body	

Electro-Optical Characteristics (Ta = 25°C)

Parameter Radiant	Test Condition	Symbol	Min.	Typ.	Max.	Unit
Forward Voltage	I _F = 20mA	V _F		2.0	2.4	V
Reverse Current	V _R = 5V	I _R			10	uA
Luminous Intensity	I _F = 20mA	I _v	90	150		mcd
Spectral Bandwidth	I _F = 20mA	Δλ		35		nm
Wavelength	I _F = 20mA	λ _P				nm
	I _F = 20mA	λ _D	600	605		nm
Viewing Angle	I _F = 20mA	2 θ _{1/2}		60		deg

Package

Item: (2X5mm) 620





YETDA INDUSTRY LTD.

■ Typical Electro-Optical Characteristics Curve:

Fig 1. Forward Current vs. Forward Voltage Fig 2. Relative Intensity vs. Forward Current

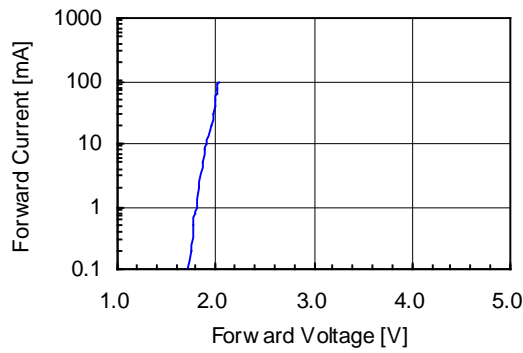


Fig 1

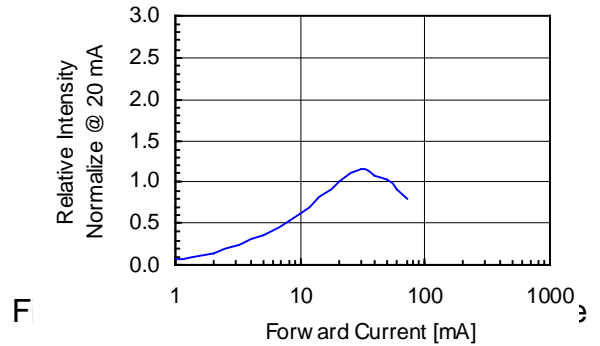


Fig 2

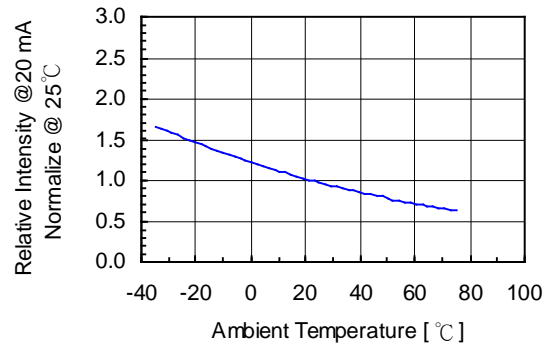
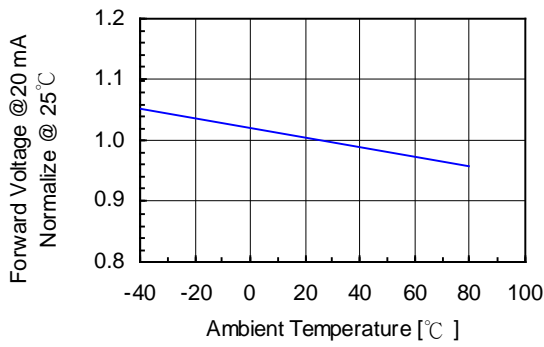
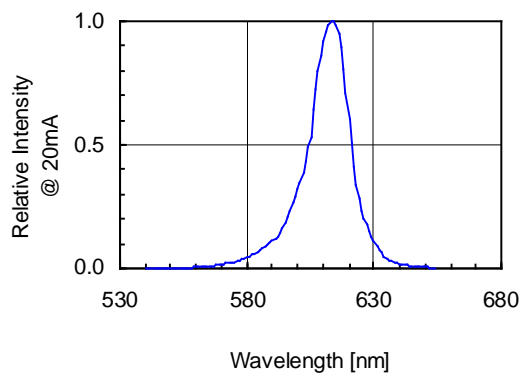


Fig 5. Relative Intensity vs. Wavelength





YETDA INDUSTRY LTD.

•Soldering:

1. Manual of soldering

The temperature of the iron tip should not be higher than 260 °C and

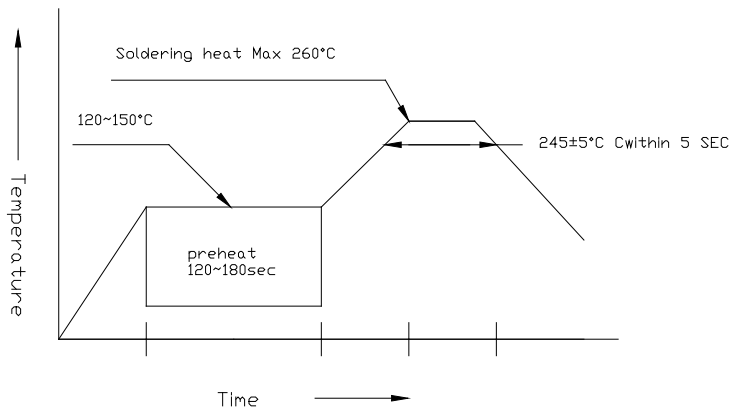
Soldering within 3 seconds per solder-land is to be observed

2. DIP soldering (Wave Soldering):

Preheating: 120

°C ~ 150°C within 5 sec. 260°C (Max)

Gradual Cooling (Avoid quenching)



3. Reflow Soldering

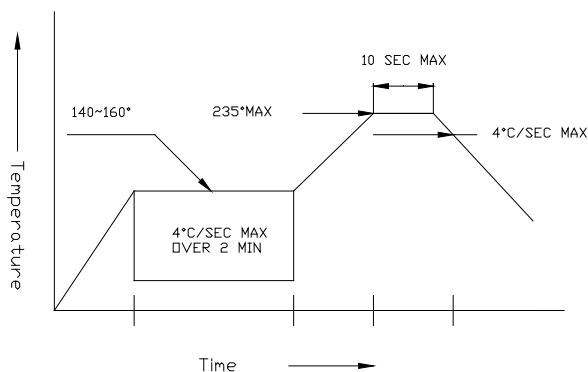
Preheating: 140

°C ~ 160°C ±5°C, within 2 minutes.

Operation heating: 235

°C (Max) within 10 seconds (Max)

Gradual Cooling (Avoid quenching)



•Handling:

Care must be taken not to cause to the epoxy resin portion of Yetda LEDS while it is exposed to high temperature.

Care must be taken not rub the epoxy resin portion of Yetda LEDS with hard or sharp article such as the sand blast and the metal hook