



YETDA INDUSTRY LTD.

10mm Yellow Green Water Clear LED Lamps Q810HCG4D

- * 10mm Yellow Green Color with AlGaInP Dice.
- * Encapsulated with Water Clear Package with 2 leads.

Absolute Maximum Ratings : (Ta=25°C)

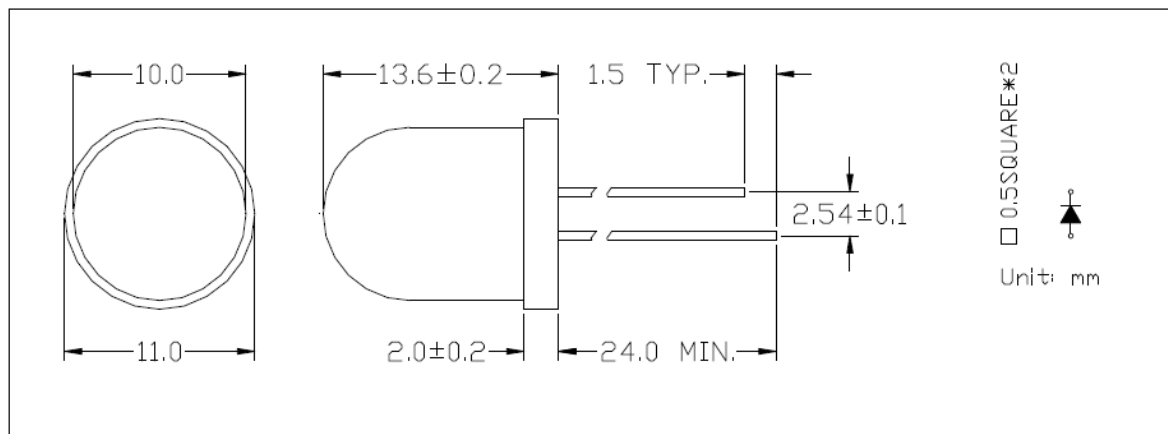
| Parameter | Symbol | Maximum Rating | Unit |
|---|------------------|------------------|------|
| Power Dissipation | PD | 100 | mw |
| Reverse Voltage | VR | 5 | V |
| Average Forward Current | LAF | 30 | mA |
| Peak Forward Current (Duty=0.1,10KHZ) | IPF | 200 | mA |
| Operatng Temperature Range | T _{OPR} | -20°C to +80 °C | |
| Storage Temperature Range | T _{STG} | -40°C to +100 °C | |
| Lead Soldering Temperature { 1.6mm(0.063inch) From Body } 260°C For 3 Seconds | | | |

Electro-Optical Characteristics (Ta = 25°C)

| Parameter | Test Condition | Symbol | Min. | Typ. | Max. | Unit |
|--------------------|-----------------------|----------------|------|------|------|------|
| Forward Voltage | I _F = 20mA | V _F | 2.0 | | 2.4 | V |
| Reverse Current | V _R = 5V | I _R | | | 10 | uA |
| Luminous Intensity | I _F = 20mA | I _v | 650 | | 850 | mcd |
| Wavelength | I _f = 20mA | λ d | | 573 | | nm |
| Viewing Angle | I _F = 20mA | 2θ 1/2 | | 30 | | deg |

Package

Item: (10mm) 810





YETDA INDUSTRY LTD.

Fig 1. Forward Current vs. Forward Voltage

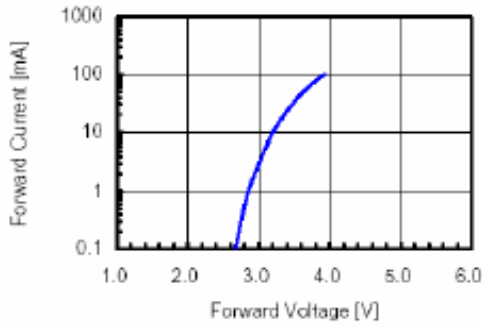


Fig 2. Relative Intensity vs. Forward Current

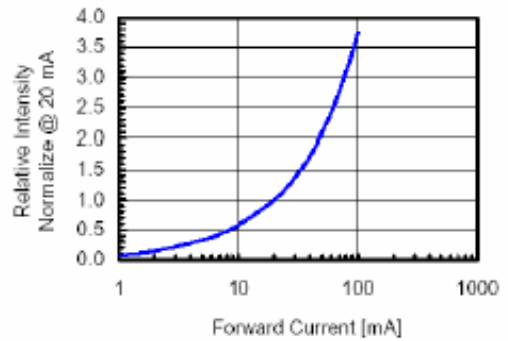


Fig 3. Forward Voltage vs. Temperature

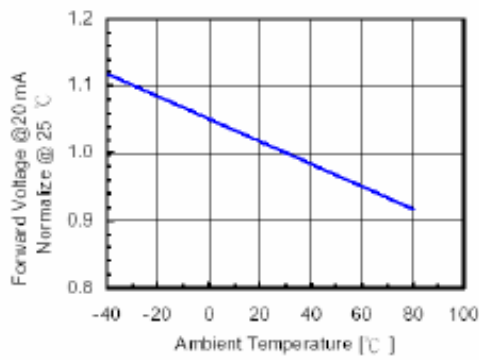


Fig 4. Relative Intensity vs. Temperature

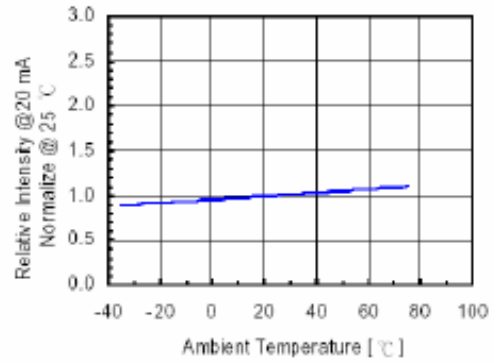


Fig 5. Relative Intensity vs. Wavelength



YETDA INDUSTRY LTD.

•Soldering:

1. Manual of soldering

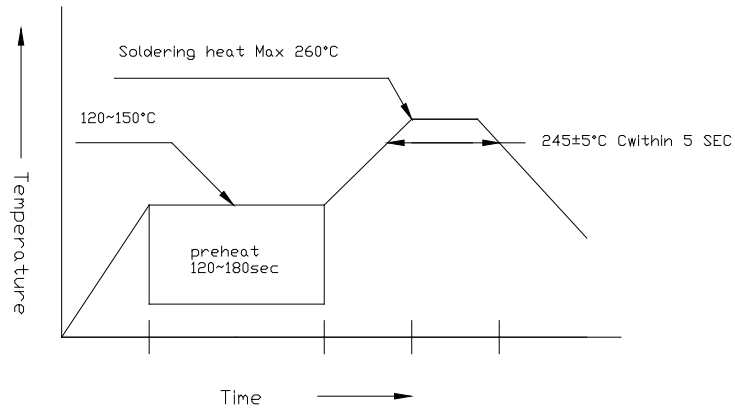
The temperature of the iron tip should not be higher than 260°C and

Soldering within 3 seconds per solder-land is to be observed

2. DIP soldering (Wave Soldering):

Preheating: 120°C~150°C within 5 sec. 260°C (Max)

Gradual Cooling (Avoid quenching)

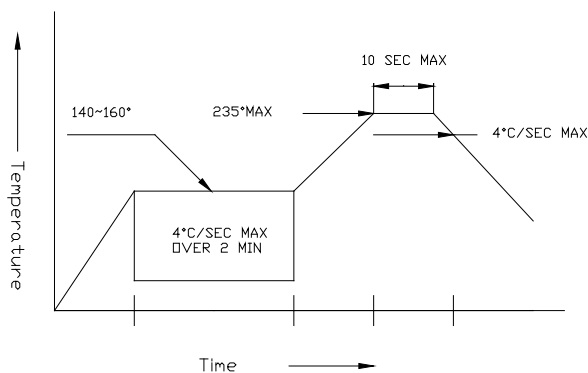


3. Reflow Soldering

Preheating: 140°C~160°C ±5°C, within 2 minutes.

Operation heating: 235°C (Max) within 10 seconds (Max)

Gradual Cooling (Avoid quenching)



•Handling:

Care must be taken not to cause to the epoxy resin portion of Yetda LEDS while it is exposed to high temperature.

Care must be taken not rub the epoxy resin portion of Yetda LEDS with hard or sharp article such as the sand blast and the metal hook