



YETDA INDUSTRY LTD.

3" SINGLE DIGIT RED LED DISPLAY

S-30014AUF21

DESCRIPTION

- * 3" (76.0mm) Inch Digit Height..
- * Red Emitting Color.
- * Gray Face and White Segment Color.
- * Common Anode.

ABSOLUTE MAXIMUM RATINGS AT Ta=25°C

Parameter		UNIT
Power Dissipation Per Seg. & Dot	450/100	mW
Peak Forward Current Per Seg. & Dot	120	mA
Forward current Per Seg. & Dot (Static)	30	mA
Reverse Voltage Per Seg. & Dot	5	V
Operation Temperature Range	-25°C TO +80°C	°C
Storage Temperature Range	-25°C TO +100°C	°C
Lead Soldering Temperature	260°C for 3 seconds 1.6mm(1/16 inch) from body	

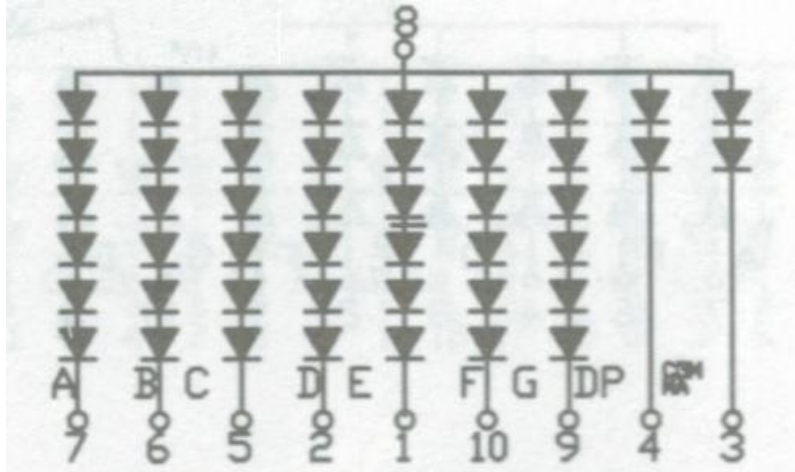
ELECTRICAL/OPTOTICAL CHARACTERISTIC AT Ta=25°C

PARAMETER	SYMBOL	MIN.	TYP.	MAX.	UNIT	CONDITION
Average Luminous Intensity	Iv	10	15	20	mcd	If=20mA
Emission Wavelength	λd		625		nm	If=20mA
Forward Voltage Per Seg.	Vf		12	15	V	If=20mA
Forward Voltage Per Dot	Vf		4.0	5.0	V	If=20mA
Reverse Current Per Seg.	Ir			10	uA	Vr=30V
Luminous Intensity Matching Ratio	Iv-m			2 : 1		If=20mA

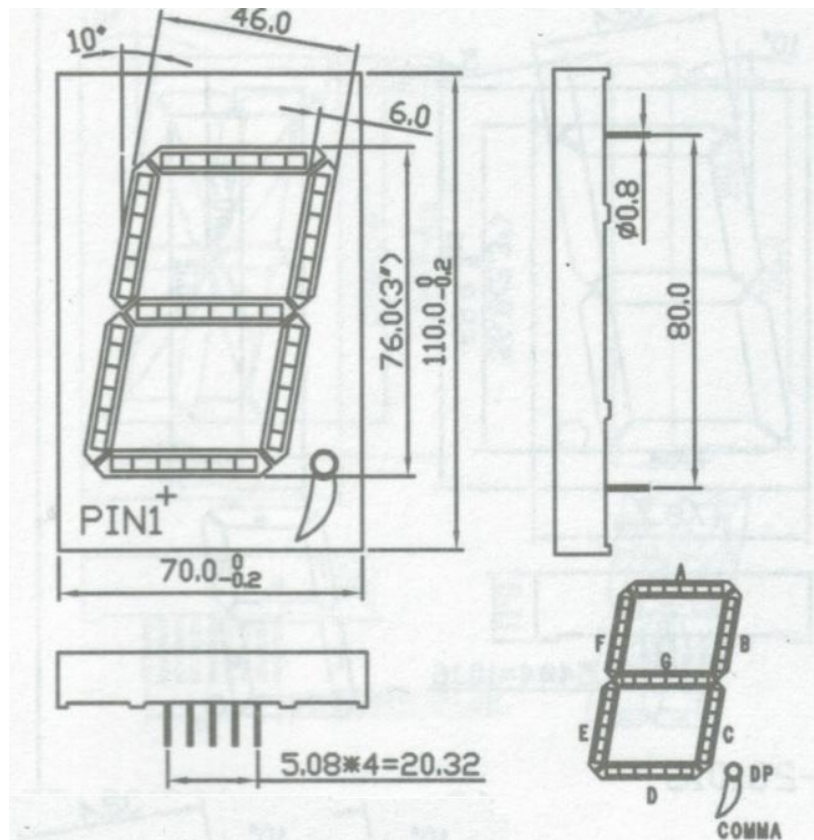


YETDA INDUSTRY LTD.

P.C.B. Pin Connection



Reflector Dimensions



Unit:mm



YETDA INDUSTRY LTD.

Typical Electro-Optical Characteristics Curve: Red

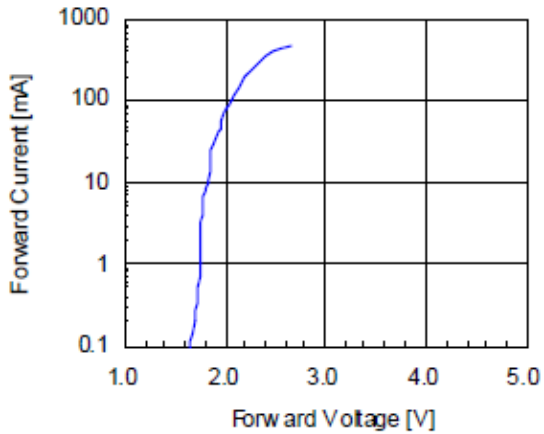


Fig 3. Forward Voltage vs. Temperature

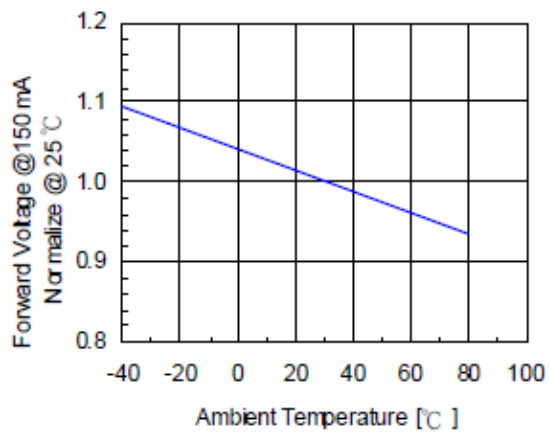


Fig 5. Relative Intensity vs. Wavelength

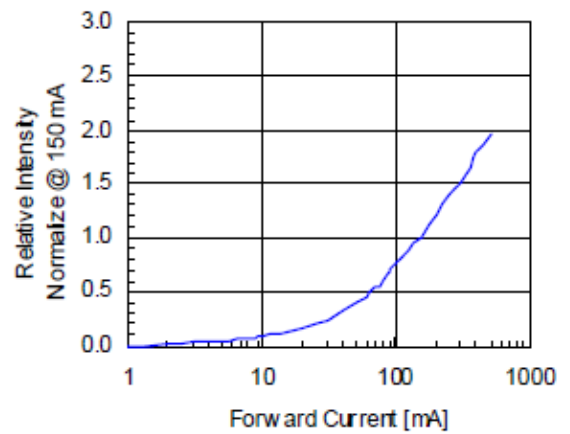
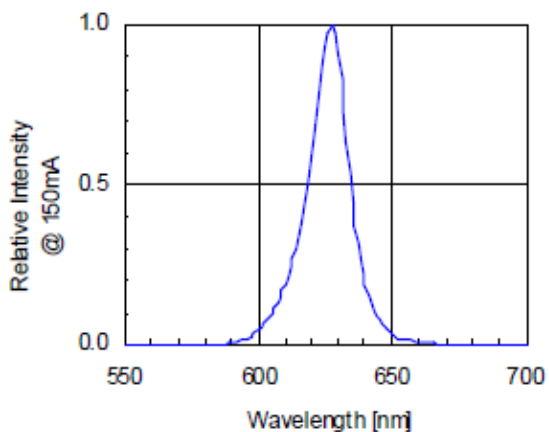
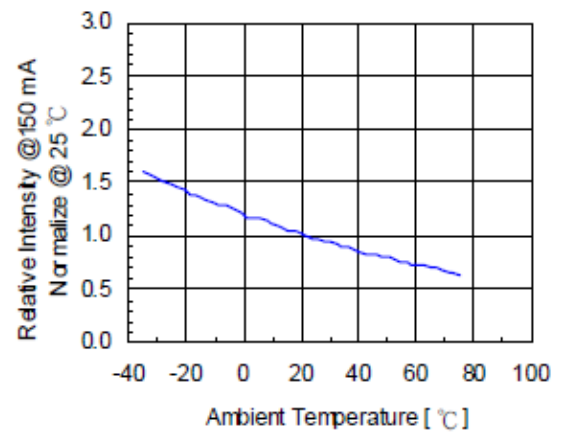


Fig 4. Relative Intensity vs. Temperature





YETDA INDUSTRY LTD.

Soldering

Manual of soldering

The temperature of the iron tip should not be higher than 260°C and

Soldering within 3 seconds per solder-land is to be observed

1. DIP soldering (Wave Soldering):

Preheating: $120^{\circ}\text{C} \sim 150^{\circ}\text{C}$ within 5 sec. 260°C (Max)

Gradual Cooling (Avoid quenching)

