



# YETDA INDUSTRY LTD.

## 3" SINGLE DIGIT RED LED DISPLAY

### S-30016AUF11

#### DESCRIPTION

- \* 3" (75.6mm) Inch Digit Height.
- \* Super Bright Red Display.
- \* Black Face and White Segment Color.
- \* Common Anode.

#### ABSOLUT MAXIMUM RATINGS AT Ta=25°C

Parameter		UNIT
Power Dissipation Per Seg.	50	mW
Peak Forward Current Per Seg. & Dot	100	mA
Forward current Per Seg. & Dot (Static)	30	mA
Reverse Voltage Per Seg.	30	V
Reverse Voltage Per Dot	10	
Operation Temperature Range	-25°C TO +85°C	°C
Storage Temperature Range	-30°C TO +85°C	°C
Lead Soldering Temperature	260°C for 3 seconds 1.6mm(1/16 inch) from body	

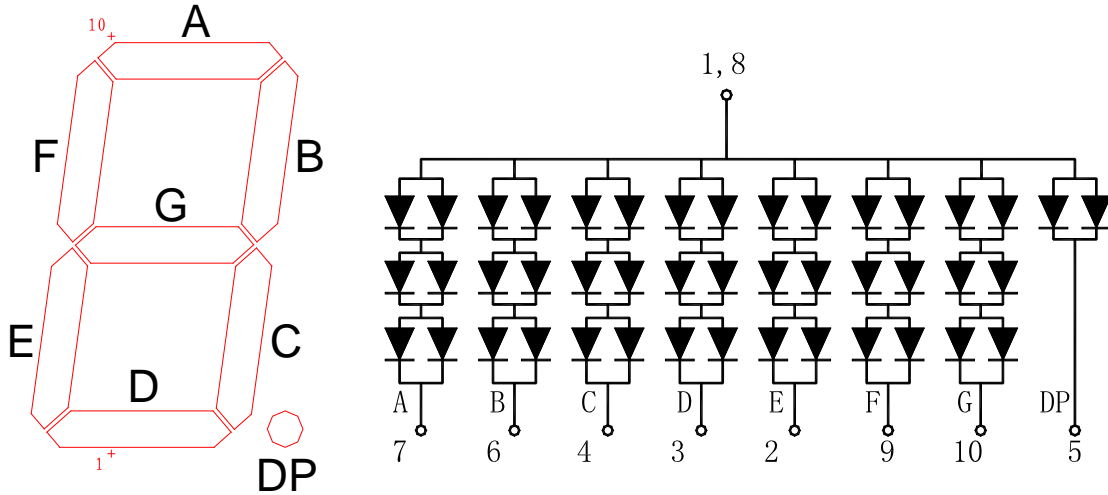
#### ELECTRICAL/OPTOTICAL CHARACTERISTIC AT Ta=25°C

PARAMETER	SYMBOL	MIN.	TYP.	MAX.	UNIT	CONDITION
Average Luminous Intensity	Iv		70		mcd	If=20mA
Emission Wavelength	λ d		625		nm	If=20mA
Forward Voltage Per Seg.	Vf	5.1	6.0	7.2	V	If=20mA
Forward Voltage Per Dot		1.7	2.0	2.4		
Reverse Current Per Seg.	Ir			100	uA	Vr=30V
Luminous Intensity Matching Ratio	Iv-m	2 : 1				If=20mA

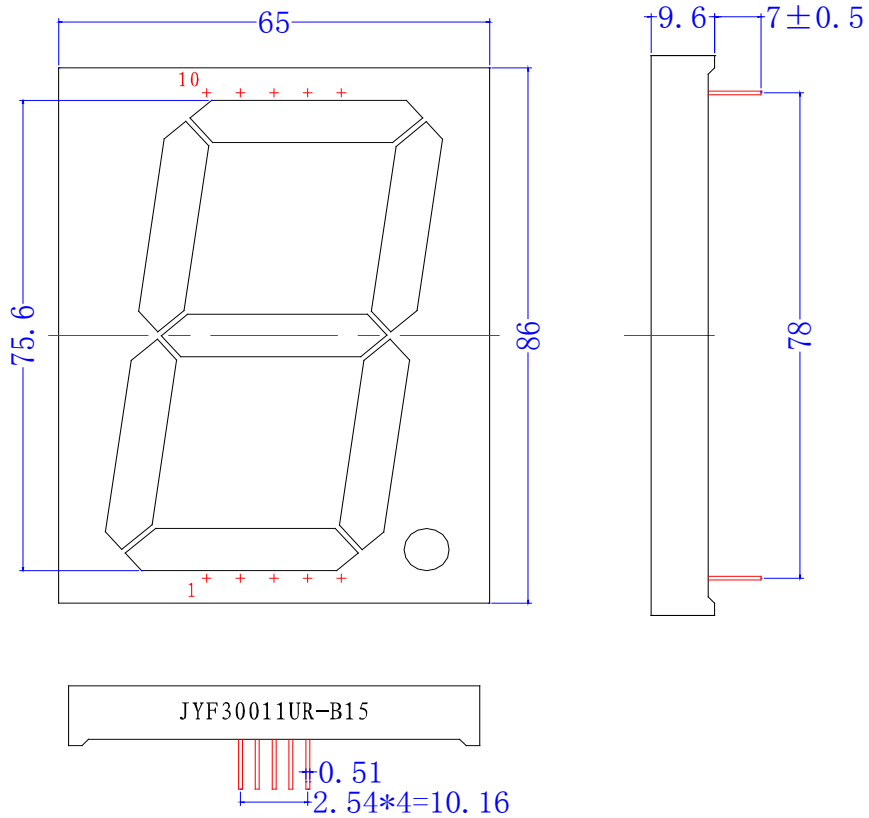


YETDA INDUSTRY LTD.

### P.C.B. Pin Connection



### Reflector Dimensions



Unit:mm



# YETDA INDUSTRY LTD.

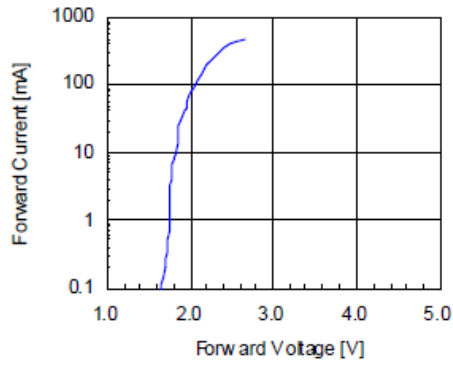


Fig 3. Forward Voltage vs. Temperature

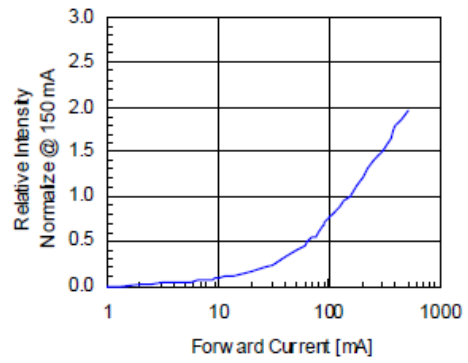


Fig 4. Relative Intensity vs. Temperature

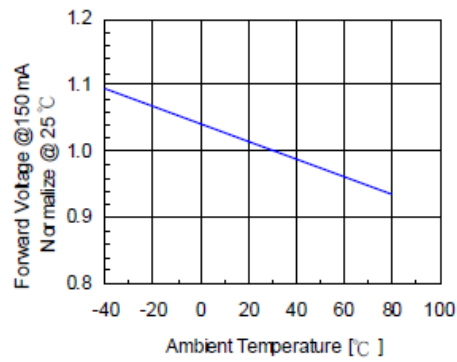
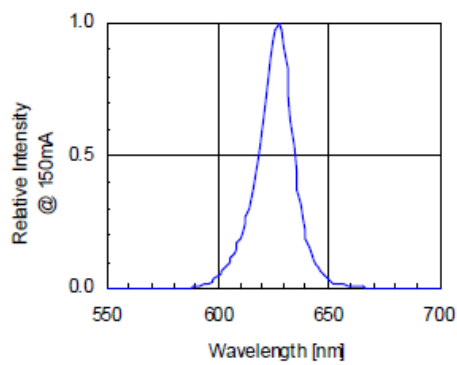
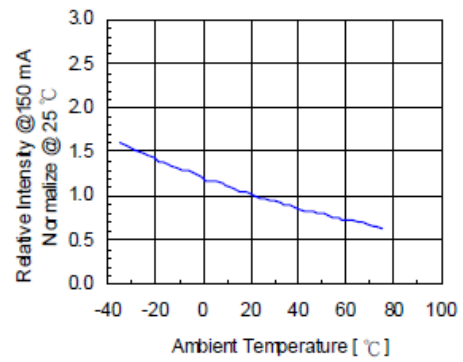


Fig 5. Relative Intensity vs. Wavelength





# YETDA INDUSTRY LTD.

## Soldering

Manual of soldering

The temperature of the iron tip should not be higher than 260 °C and

Soldering within 3 seconds per solder-land is to be observed

1. DIP soldering (Wave Soldering):

Preheating: 120 °C ~ 150 °C within 5 sec. 260 °C (Max)

Gradual Cooling (Avoid quenching)

