



YETDA INDUSTRY LTD.

Technical Data Sheet

MODEL NO : YD-C230KGKT

1206Package 3.2*1.6mm Chip LEDs

Features :

- Package in 8mm tape on 7" diameter reel
- Reverse mount Chip LED
- Compatible with automatic placement equipment
- Compatible with reflow solder process

Applications :

- Indicators
- Automotive : backlighting in dashboard and switch
- Backlight for LCD

Dice material	Emitted color	Lens Color
AlInGaP	Green	Water Clear

Electrical/Optical Characteristics(Ta=25°C)

Parameter	Symbol	Condition	Min	Typ.	Max	Unit
Luminous Intensity	Iv	IF=20mA	18	35		mcd
Dominant Wavelength	λD	IF=20mA		571		nm
Spectral half bandwidth	$\Delta \lambda$	IF=20mA		20		nm
Viewing Angle	$2\theta 1/2$	IF=20mA		130		Deg
Forward Voltage	VF	IF=20mA		2.0	2.4	V
Reverse Current	IR	VR=5V			10	μA

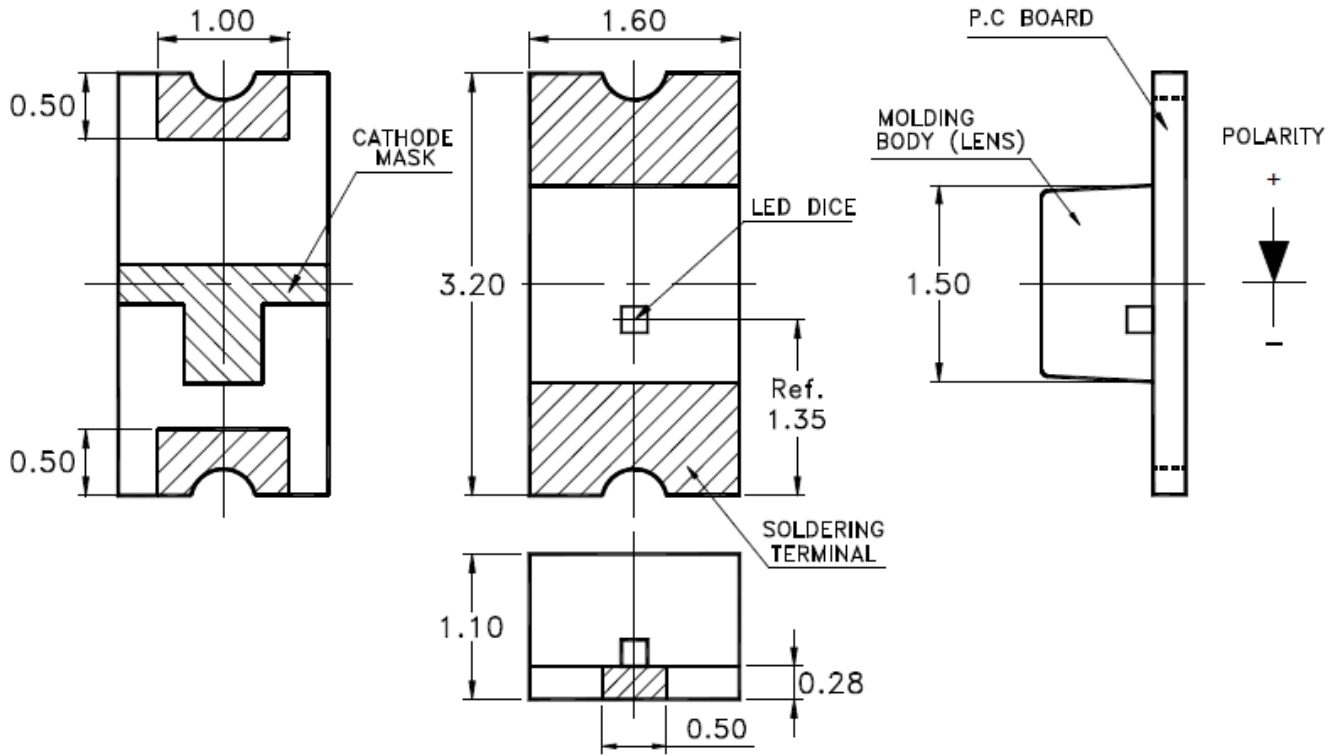
Absolute Maximum Ratings(Ta=25°C)

Parameter	Symbol	Maximum	Unit
Power Dissipation	Pd	75	mW
Peak Forward Current(1/10 Duty Cycle 0.1ms Pulse Width)	IF(Peak)	80	mA
Continuous Forward Current	IF	30	mA
Reverse Voltage	VR	5	V
Derating Linear From 50°C		0.4	mA/°C
Operating Temperature Range	Topr	-55 to +85	°C
Storage Temperature Range	Tstg	-55 to +85	°C



YETDA INDUSTRY LTD.

Package Dimensions



Notes:

1. All dimensions are in millimeters (inches).
2. Tolerance is ± 0.10 mm (.004") unless otherwise noted.

13MAY19Y



YETDA INDUSTRY LTD.

Typical Electrical / Optical Characteristics Curves

(25 °C Ambient Temperature Unless Otherwise Noted)

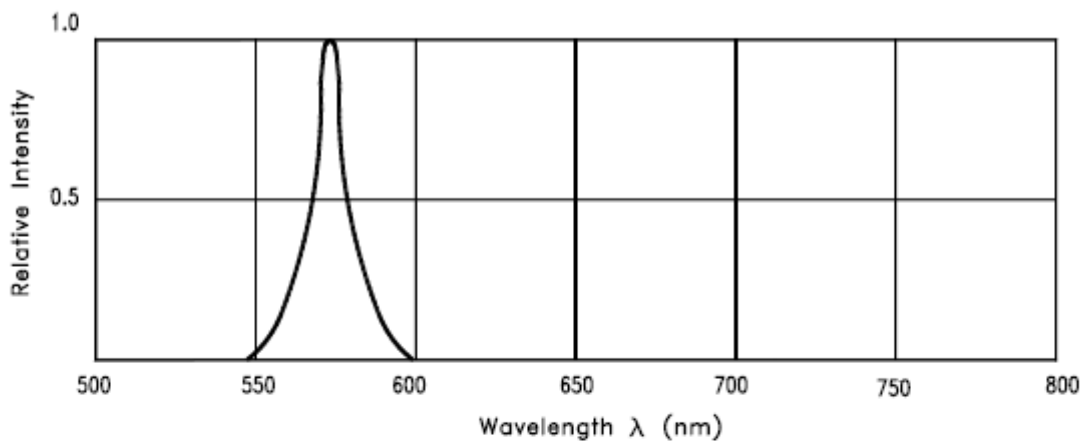


Fig.1 RELATIVE INTENSITY VS. WAVELENGTH

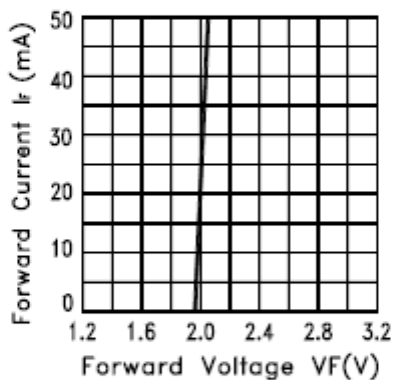


Fig.2 FORWARD CURRENT VS. FORWARD VOLTAGE

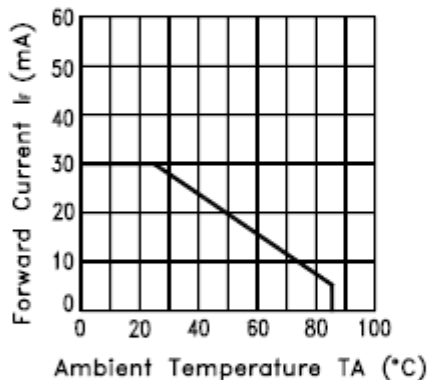


Fig.3 FORWARD CURRENT DERATING CURVE

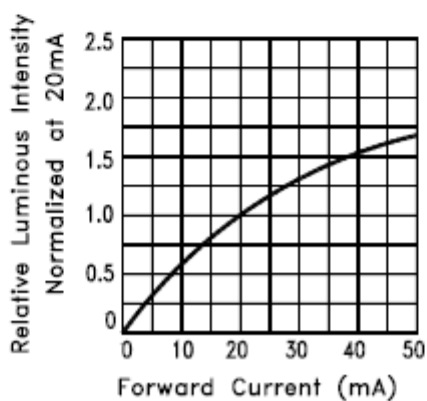


Fig.4 RELATIVE LUMINOUS INTENSITY VS. FORWARD CURRENT

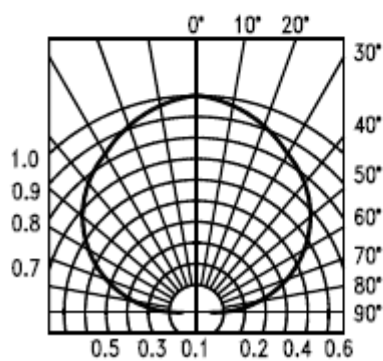


Fig.6 SPATIAL DISTRIBUTION