

产 品 承 认 书

APPROVED SHEET

客 户
Customer

品 名
Product

LED BACK LIGHT

产品型号
Part No

YD8449YG

客户型号
Customer No

随本承认书提供该产品的设计及技术参数

Provide the product's design and technical character with the file.

附样品(Sample): 5 件(Pcs)

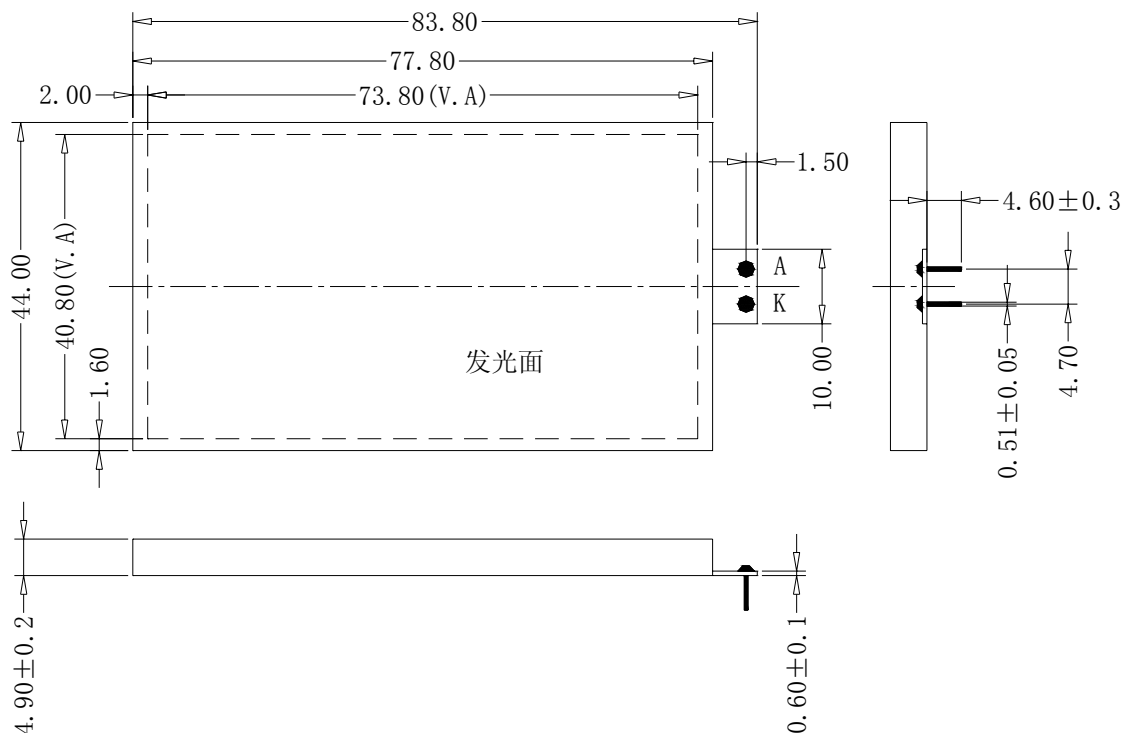
核 准 Approved By		拟 定 Prepared By	
客户承认 Customer Approved	采 购 Purchase	工 程 Engineer	品 保 Q.C

DATA SHEET

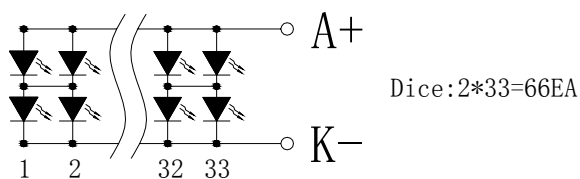
YD8449YG

1. 结构尺寸 MECHANICAL OUTLINE(注尺寸公差 Unspecified Tolerances is ± 0.2)

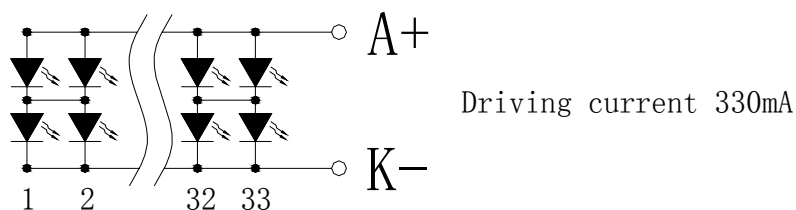
颜色: 黄绿色 Color: Yellow Green



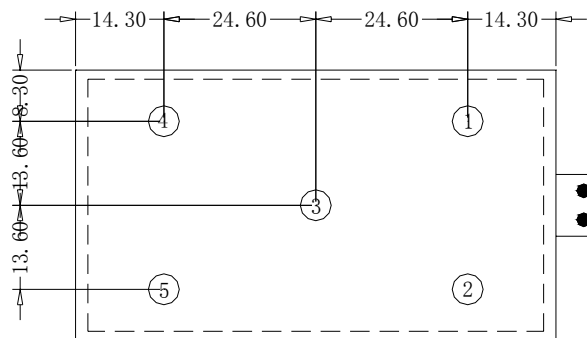
2. 电路原理图 CIRCUIT DIAGRAM



3. 测试方法 TEST METHOD



4. 测试位置 TEST POSITION



Index (1) 辉度 = (min/max) \times 100%

5. 光电特性 ELECTRICAL/OPTICAL CHARACTERISTICS

(除非特别说明,环境温度 T=25℃, Unless specified, The Ambient temperature T=25℃)

项目 Item	符号 Symbol	最小值 min	典型值 typ	最大值 max	单位 Unit	测试条件 Condition
正向电压 Forward Voltage	V_F	3.8	4.1	4.4	v	I = 330 mA
反向电流 Reverse Current	I_r			40	uA V	r=5V/LED
主波长 Dominant wavelength	λ_d	570	575		nm	I = 330 mA
频谱半宽度 Spectral Line Half width	$\Delta \lambda$	20				I = 330 mA
亮度 Luminance	L_v	185	250	375	cd/m ²	I = 330 mA
均匀度 Uniformity	%	75				I = 330 mA

6. 极限参数 ABSOLUTE MAXIMUM RATINGS

(除非特别说明,环境温度 T=25℃. Unless specified, The Ambient temperature T=25℃)

项目 Item	符号 Symbol	条件 Condition	值 Rating	单位 Unit
反向电压 Reverse Voltage	V_R		5	V
正向电流 Forward current	I_{FM}		495	mA
正向脉冲电流 Peak forward current	I_{FP}	Duty 1/10 pulse,width 0.1 ms 占空比 1/10,脉冲宽度 0.1ms	1485 m	A
极限功耗 Power description	P_d		2030	mW
工作温度 Operating temperature	T_{opr}		-20℃~+70℃	℃
贮存温度 Storage temperature	T_{stg}		-30℃~+80℃	℃

* 当工作温度高于 25℃时, I_F 必然降低; 电流降低率是 33 *0.4mA/℃(直流驱动).For operation above 25℃,The I_F must be derated , the Current derating is 33*0.4mA/℃ for DC drive.

7. 保存和焊接条件 STORAGE & SOLDERING CONDITIONS:

- 注意: 保存条件不好时,会降低反光膜(扩散膜)与导光片(反射壳)的粘附附力. 推荐保存条件为: 温度:25±10℃ 湿度: 65%±20%RH)。Store with care: Storing the units in bad condition will cause the reflector sheet And decrease it's adhesive power. Storage the products under the condition for our recommendation is: temperature 25±10℃ and humidity 65%±20%RH . .
- 焊接温度 260℃±5℃,焊接时间小于 3 秒,烙铁功率小于 30W。 The soldering temperature is 260℃±5℃ and Soldering time should be less than 3 sec, and soldering iron power should be less than 30W.
- 焊接点应离产品实体大于 1.6mm。 The soldering point should be farther than 1.6mm from body.

8. 静电损伤与防护 (Static electricity damage)

- 静电与电冲击将损坏光产品, 在处理产品时推荐使用静电手环、手指套。(Static electricity and surge will damage the LEDs. It is recommended to use a wrist band or anti-electrostatic glove when handing the LedS)
- 所有设备仪器机器外壳必须牢靠地接地。(All devices , equipment and machinery must be properly grounded)
- 在检查背光源产品的 LED 是否被静电损坏时, 可在低电流下(一般推荐 1mA 以下)点亮 LED, 若发现不亮或亮度很低, 则说明 LED 很可能已被损坏. 被损坏的 LED 呈现的特性还有:反向漏电流增大、正向电压偏低(When inspecting own final products on which LEDs were mounted, it is recommended to check also whether the mounted LEDs are damaged by static electricity or not. It is easy to find static-damaged LED s by light emission test at lower current (below 1mA is recommended).Damaged LEDs will show some unusual characteristics such as leak current remarkably increases , starting forward voltage becomes lower)

9. 信赖度试验(Reliability Test)

Test Item	Reference Standard	Test Condition	Duration	Sample size	Defect
Life Test		T=25℃ IF=330mA	1000hrs 10		0
Low Temperature Storage		T=-40℃	1000hrs 22		0
High Temperature Storage		T=80℃	1000hrs 22		0
High humidity and high temperature storage		T= 70℃ RH=85%	500hrs 22		0
High humidity and high temperature test		T= 70℃ RH=85% IF=165mA	500hrs 10		0

10. 环保材料说明

本产品符合欧盟 RoHS 指令要求. This product accord with EU RoHS.