



YETDA INDUSTRY LTD.

0.5W High Power LED(Emitter)Lambertian R015E-HTL(High Temperature Lens)

0.5W High Power with AlGaInP Dice ◦

Encapsulated with Water Clear Lens Package ◦

Absolute Maximum Ratings :

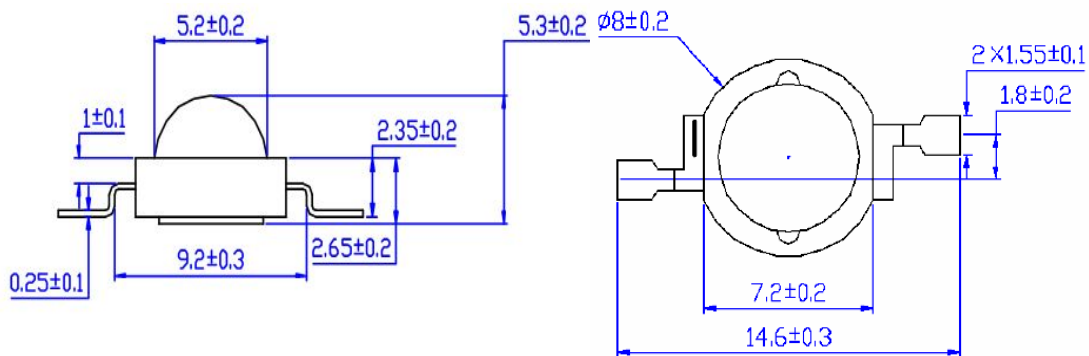
Parameter	Maximum Rating	Unit
Peak Forward Current	120	mA
Continuous Forward Current	30	mA
Operating Temperature Range	-40°C to +85°C	
Storage Temperature Range	-50°C to +100°C	
Lead Soldering Temperature	260°C for 3 seconds 1.6mm(0.063 inch) from body	

Electro-Optical Characteristics (Ta = 25°C)

Parameter Radiant	Test Condition	Symbol	Min.	Typ.	Max.	Unit
Forward Voltage	IF = 150mA	Vf		2.0	2.6	V
Reverse Current	VR = 5V	Ir			5	uA
Luminous Intensity	IF = 150mA	Iv	10		30	lm
Wavelength	IF = 150mA	λ d	620		630	nm
Viewing Angle	IF = 150mA	2 θ1/2		120		deg

Please refer to CIE1931 Chromaticity Coordinate diagram

Package

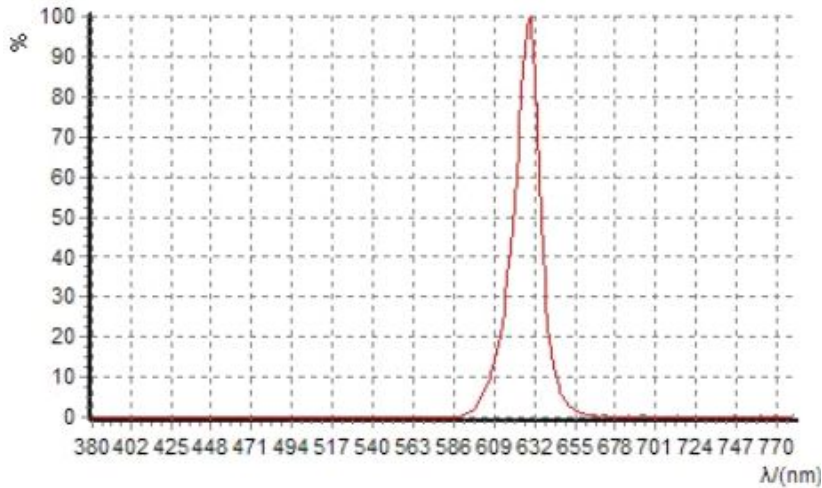




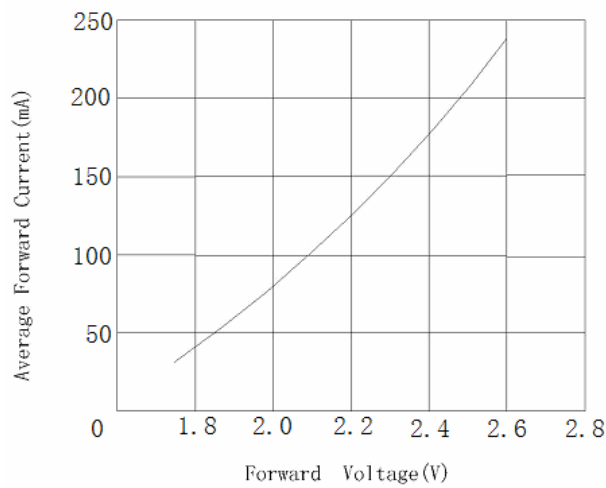
YETDA INDUSTRY LTD.

Electrical/Optical Characteristics Curves (電氣/光學特性曲線)

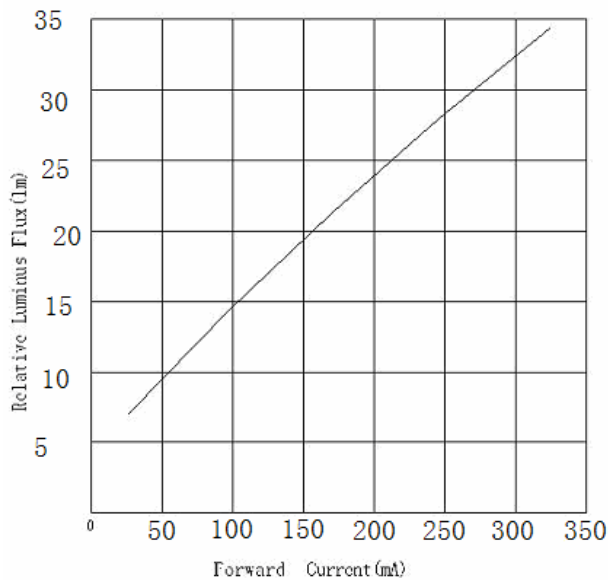
發射光譜



電參數特性



正向導通時的光輸出曲線



13JUN12S



YETDA INDUSTRY LTD.

•Soldering:

1. Manual of soldering

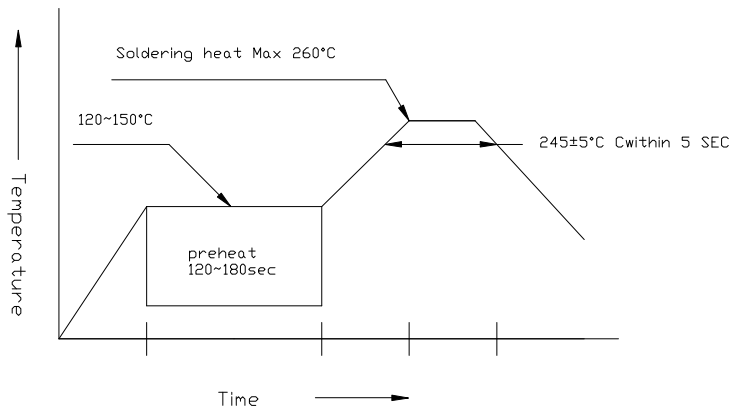
The temperature of the iron tip should not be higher than 260°C and

Soldering within 3 seconds per solder-land is to be observed

2. DIP soldering (Wave Soldering):

Preheating: 120°C ~ 150°C within 5 sec. 260°C (Max)

Gradual Cooling (Avoid quenching)

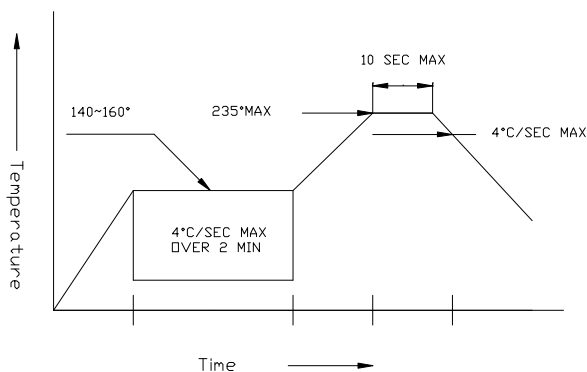


3. Reflow Soldering

Preheating: 140°C ~ 160°C ± 5°C, within 2 minutes.

Operation heating: 235°C (Max) within 10 seconds (Max)

Gradual Cooling (Avoid quenching)



•Handling:

Care must be taken not to cause to the epoxy resin portion of Yetda LEDS while it is exposed to high temperature.

Care must be taken not rub the epoxy resin portion of Yetda LEDS with hard or sharp article such as the sand blast and the metal hook