



# YETDA INDUSTRY LTD.

## S300TW4G

### 3mm White Super Bright LED Lamps

3mm with InGaN Dice ◦

Encapsulated with Water Clear Color Package ◦

Long Leads ◦

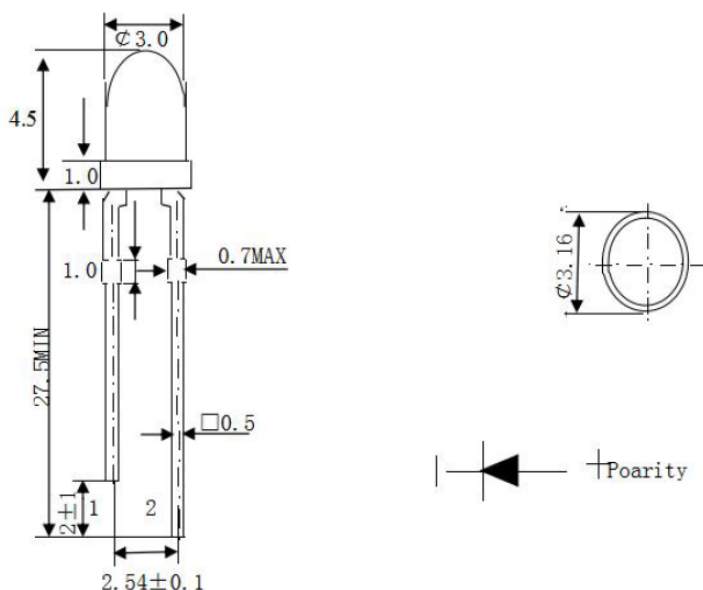
#### Absolute Maximum Ratings :

Parameter	Maximum Rating	Unit
Peak Forward Current	120	mA
Continuous Forward Current	20	mA
Operating Temperature Range	-20°C to +75°C	
Storage Temperature Range	-40°C to +100°C	
Lead Soldering Temperature	260°C for 3 seconds	

#### Electro-Optical Characteristics (Ta = 25°C)

Parameter Radiant	Test Condition	Symbol	Min.	Typ.	Max.	Unit
Forward Voltage	If = 20mA	Vf	2.80		3.4	V
Reverse Current	Vr = 5V	Ir			10	uA
Luminous Intensity	If = 20mA	Iv	4500	8000	11500	mcd
Spectral Bandwidth	If = 20mA	$\Delta\lambda$		35		nm
Chromaticity coordinate	If = 20mA	X		0.33		
		Y		0.33		
Half View Angle	If = 20mA	2 $\theta$ 1/2		20		deg

#### Package:



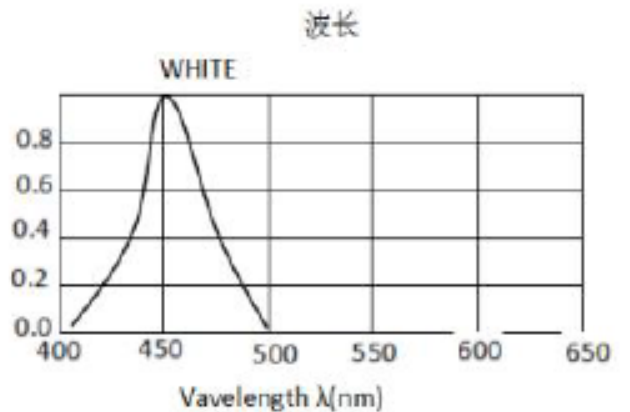
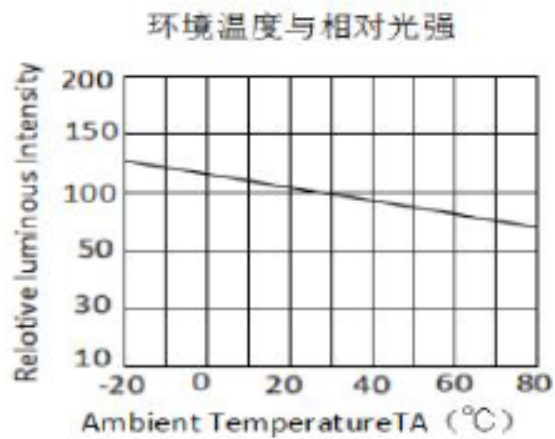
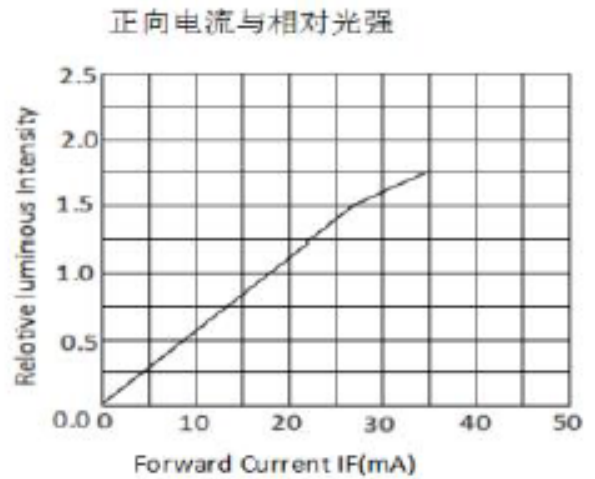
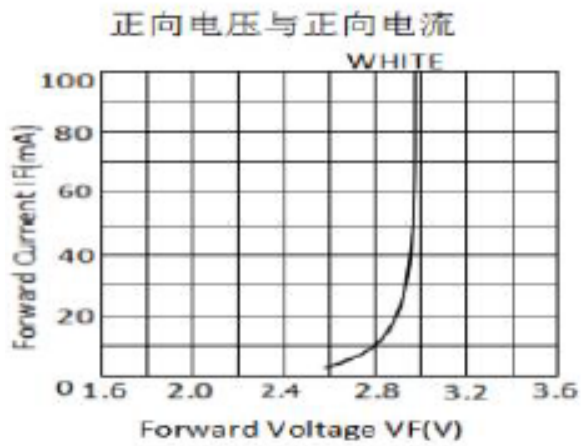
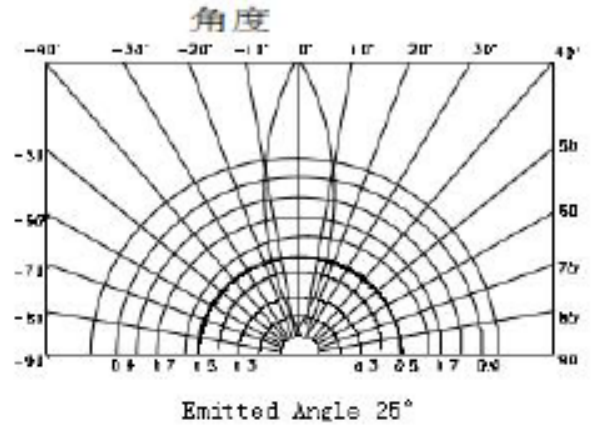
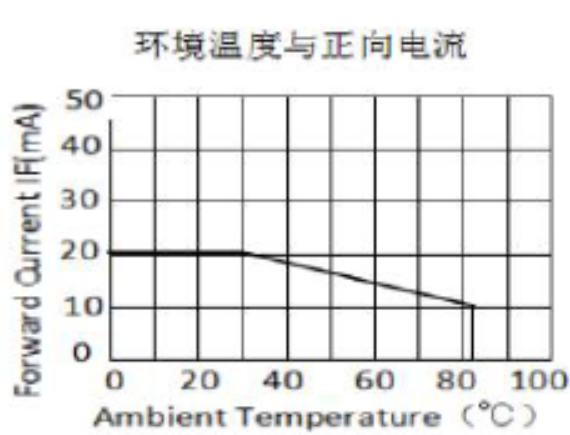
#### Notes:

1. All dimensions are in millimeters.
2. Tolerance is  $\pm 0.25$  unless otherwise noted.
3. Lead spacing is measured where the leads emerge from the package.
4. Specifications are subject to change without notice.
5. The design and working Current for Led is not less than 2mA.



YETDA INDUSTRY LTD.

### Typical photo electricity characteristic curve chart



## Precautions For Use :

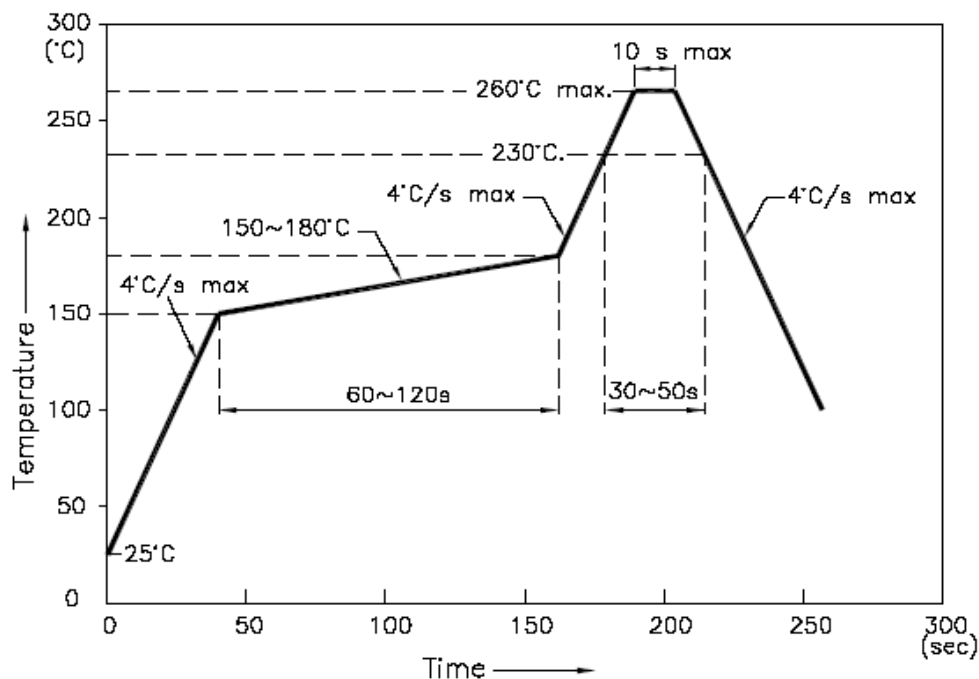
### Over - current - proof

Customer must apply resistors for protection, otherwise slight voltage shift will cause big current change ( Burn out will happen )

### Storage

1. The operation of temperature and R.H. are :  $5^{\circ}\text{C} \sim 30^{\circ}\text{C}$  , 60%R.H. Max.
2. Once the package is opened, the products should be used within a week. Otherwise, they should be kept in a dampproof box with desiccating regent. Considering the tape life, we suggest our customers to use our products within 1.5 year ( from production date ) .
3. It's recommended to bake before soldering when the package is unsealed after 72 hrs. The condition is :  $60^{\circ}\text{C} \pm 5^{\circ}\text{C}$  for 15hrs.

### ■ Reflow Temp/Time



### NOTES:

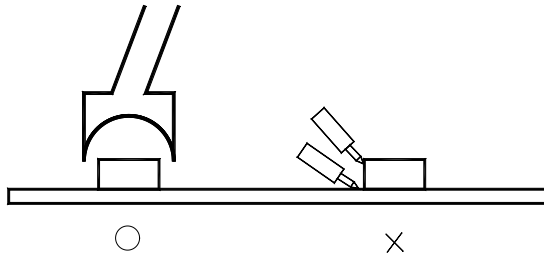
1. We recommend the reflow temperature  $245^{\circ}\text{C} (\pm 5^{\circ}\text{C})$ . the maximum soldering temperature should be limited to  $260^{\circ}\text{C}$ .
2. dont cause stress to the epoxy resin while it is exposed to high temperature.
3. Number of reflow process shall be 2 times or less.

### ■Soldering iron

Basic spec is  $\leq 5\text{sec}$  when  $260^{\circ}\text{C}$ . If temperature is higher, time should be shorter ( $+10^{\circ}\text{C} \rightarrow -1\text{sec}$ ). Power dissipation of iron should be smaller than 20W, and temperatures should be controllable. Surface temperature of the device should be under  $230^{\circ}\text{C}$ .

### ■Rework

1. Customer must finish rework within 5 sec under  $260^{\circ}\text{C}$ .
2. The head of iron can not touch copper foil
3. Twin-head type is preferred.



- **Avoid rubbing or scraping the resin by any object, during high temperature, for example reflow 、 solder etc.**